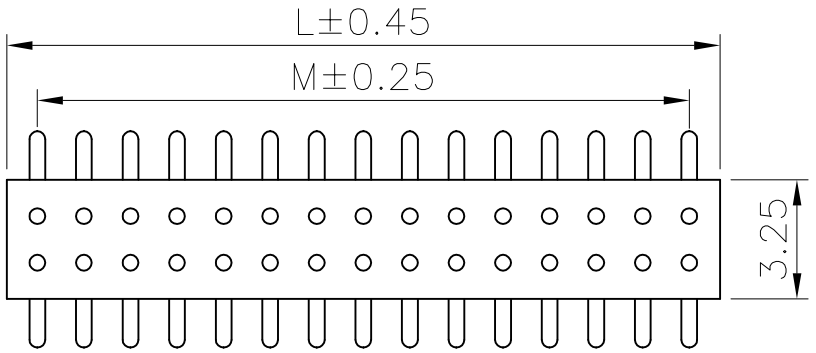

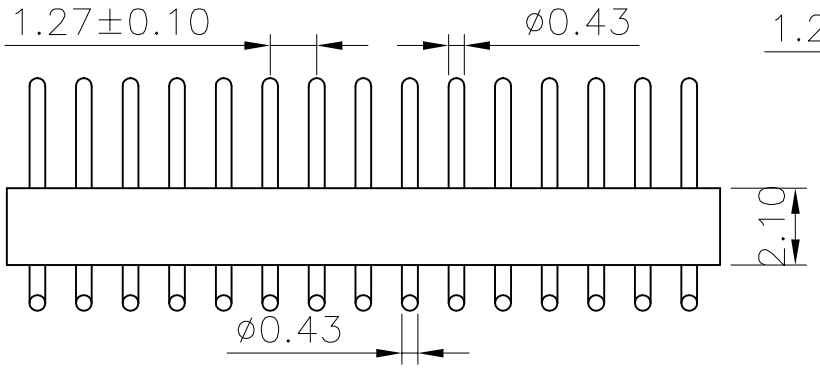

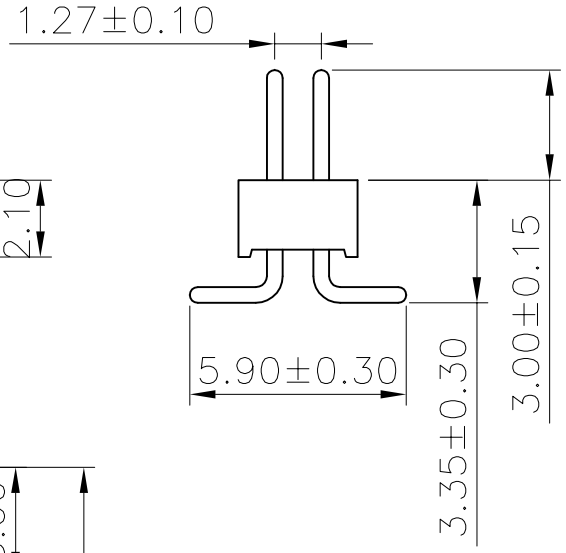

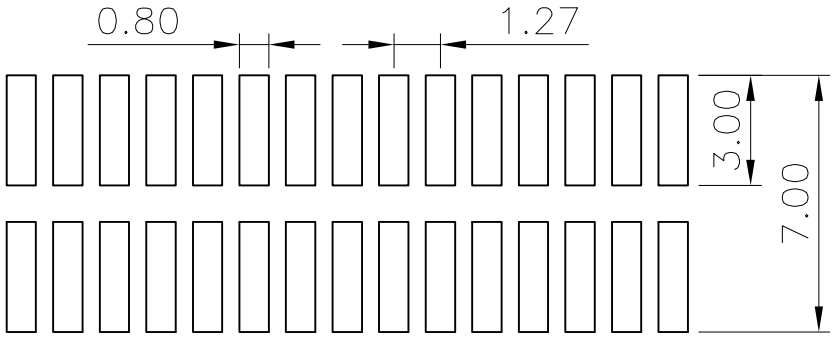

P.C.B LAYOUT

Material:
Pin: Brass,machined CuZn38Pb2
Insulator(black): Black (PA46) UL94V-0

Electrical:
Current rating: 1Amps/contact max.
Contact resistance: ≤4mΩ/contact
Insulation resistance: ⩾1000MΩ at V=500V
Dielectric Withstanding Voltage: 1000V AC Min
Operaing voltage: 60VAC/DC

Mechanical:
Operaing temperatures: Gold Plsted:-55°C to+125°C
Tin plated:-40°C to+105°C
Soldering temperature: +260°C,10s max.
All materials must meet GREENCONN hazardous substances control standards.

No. of PIN/ROW	M	L
02	1.27	2.74
03	2.54	4.01
04	3.81	5.28
05	5.08	6.55
06	6.35	7.82
07	7.62	9.09
08	8.89	10.36
09	10.16	11.63
10	11.43	12.90
11	12.70	14.17
12	13.97	15.44
13	15.24	16.71
14	16.51	17.98
15	17.78	19.25
16	19.05	20.52
17	20.32	21.79
18	21.59	23.06
19	22.86	24.33
20	24.13	25.60
21	25.40	26.87
22	26.67	28.14
23	27.94	29.41
24	29.21	30.68
25	30.48	31.95
26	31.75	33.22
27	33.02	34.49
28	34.29	35.76
29	35.56	37.03
30	36.83	38.30
31	38.10	39.57
32	39.37	40.84
33	40.64	42.11
34	41.91	43.38
35	43.18	44.65
36	44.45	45.92
37	45.72	47.19
38	46.99	48.46
39	48.26	49.73
40	49.53	51.00

Ordering Information

G KEC201 – XX XX A 001 F X B X

- XX (No. of Pins per Row): 02~40
- XX (Standard Plating): 02=Gold Flash
- X (Color): 1=Black
- X (Standard Packing): C=Tube, N=PE Bag

Greenconn
Website:www.greenconn.com
E-mail:sales@greenconn.com

3RD.ANG PROJ.

GENERAL TOLERANCE	
X.°±5.0°	X.±0.50
.X°±5.0°	.X±0.30
.XX°±5.0°	.XX±0.20
.XXX°±5.0°	.XXX±0.10

REV.	UNIT.	SCALE.	PAGE.
A	mm	1:1	1/1

DESIGNED: DATE:
CHECKED: DATE:
APPROVED: DATE:

DWG. NO. GKEC201–CA001FB
PART NO. GKEC201–XXXX A001FXBX

TITLE. Pitch1.27mm SIP Socket Double SMT

M4