

1 2 3 4 5 6 7 8 9

F

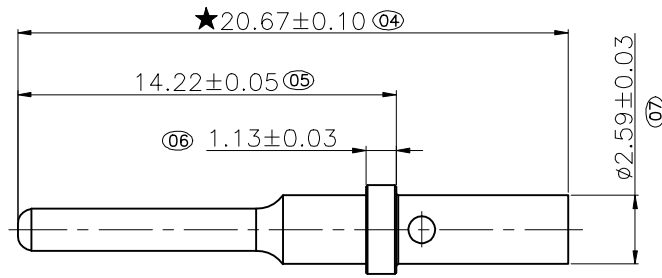
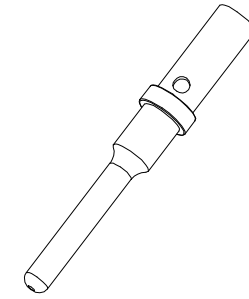
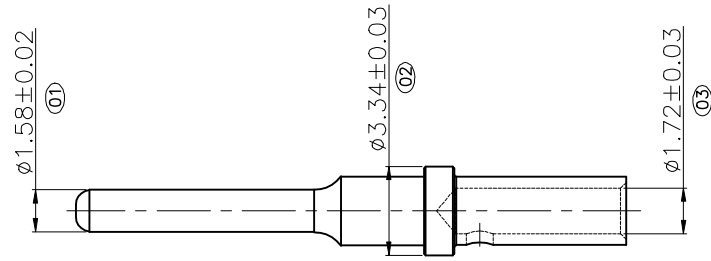
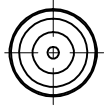
E

D

C

B

A



1. Material: Brass.
 2. Plating:
Nickel underplated all over 100~200u"
 3. Tolerance for all radius is ±0.15mm unless otherwise specified.
 - ★ 4. All materials must meet GREENCONN hazardous substances control standards.
- "★": Significant Characteristics.
indicates product characteristics, functionalities, and manufacturing processes regarding to customer's specifications
- "☆": Safety Features
indicates product characteristics, functionalities, and manufacturing processes complying to legal regulations stated by local government

Greenconn's P/N	CABLE SPEC		Diameter of the cable including insulation(mm)
	mm ²	AWG#	
GTZ1E2-01S4BL	2.5~0.5	14~20	0.81~1.63

 Website: www.greenconn.com E-mail: sales@greenconn.com		3RD.ANG PROJ. 	GENERAL TOLERANCE		DESIGNED: CHECKED: APPROVED:	DATE: DATE: DATE:	DWG. NO.		TITLE.
			X: ±3.0'	X: ±0.20			GTZ1E2-01		
REV.	UNIT.	SCALE.	PAGE.	.X' ±2.0'	.X ±0.15	PART NO.		CONTACT PIN SIZE 16	
A	mm	4:1		1/1	.XX' ±1.0'	.XX ±0.10	GTZ1E2-01S4BL		
				.XXX' ±0.5'	.XXX ±0.05				

1 2 3 4 5 6 7 8 9