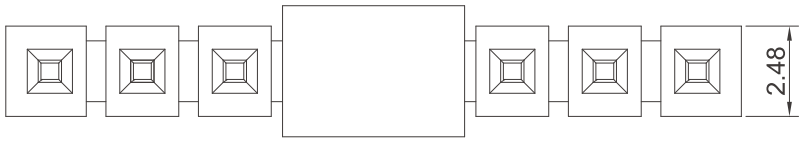

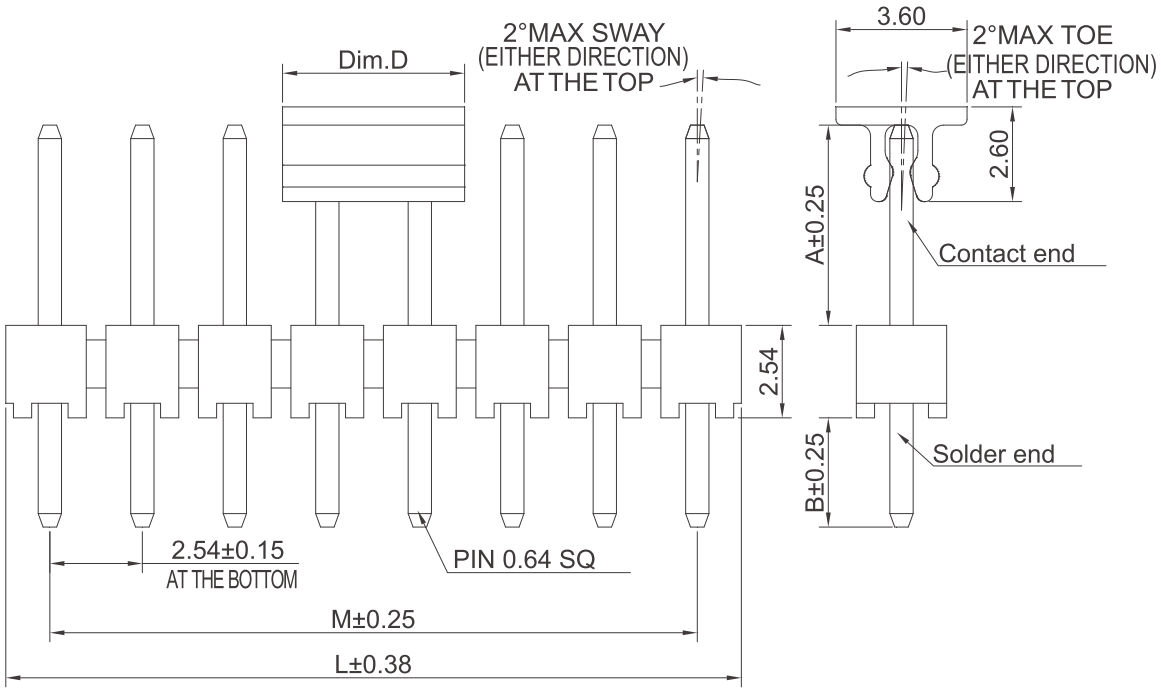

Specifications
Current Rating:3.0Amp
Insulation Resistance:1000MΩMin.
Dielectric Withstanding Voltage:600VAC
Contact Resistance:20mΩMax.
Operating Temperature:-40°C to +105°C
Materials
Contact Material:
Brass(Pin length less than 25mm)
Phosphor Bronze(The total length of pin is more than 25mm)
Insulator Material:
PBT(Not resistant to high temperature), Nylon(High temperature resistance), LCP(High temperature resistance),
UL 94V-0
All materials must meet Greenconn hazardous substances control standards.

Dim.D	NOTE
5.00mm	02Pins
6.50mm	03~40Pins

No. of PIN/ROW	Dimension Information	
	M	L
02	2.54	4.96
03	5.08	7.50
04	7.62	10.04
05	10.16	12.58
06	12.70	15.12
07	15.24	17.66
08	17.78	20.20
09	20.32	22.74
10	22.86	25.28
11	25.40	27.82
12	27.94	30.36
13	30.48	32.90
14	33.02	35.44
15	35.56	37.98
16	38.10	40.52
17	40.64	43.06
18	43.18	45.60
19	45.72	48.14
20	48.26	50.68
21	50.80	53.22
22	53.34	55.76
23	55.88	58.30
24	58.42	60.84
25	60.96	63.38
26	63.50	65.92
27	66.04	68.46
28	68.58	71.00
29	71.12	73.54
30	73.66	76.08
31	76.20	78.62
32	78.74	81.16
33	81.28	83.70
34	83.82	86.24
35	86.36	88.78
36	88.90	91.32
37	91.44	93.86
38	93.98	96.40
39	96.52	98.94
40	99.06	101.48

Ordering Information

G PHA1 14 - XX XX A XXX C 1 A X

- Plastic specifications: 1=Single row, 2=Dual row, 3=Tripe row, 4=Quadruple
- Water code
- No. of Pins per Row: 02~40
- Plating code: 01=Tin, 02=Gold Flash, 05=Gold Flash/Tin, 22=Matte Tin
- Positioning column information: A=No locating post, B=Round post, C=Square post
- Pin length: See the drawing
- Insulator Material: A=PBT, R=Nylon(Halogen Free), C=LCP
- Color: 1=Black, 2=White, 3=Yellow, E=Beige
- Contact Material: A/S/K/T=Phosphor Bronze, B/Z/H/W=Brass
- Packing code: A=Box, B=Tray, C=Tube, D=Tape&Reel, E=Cap+Tube, F=Cap+Tape&Reel, G=Acetate Tape+Tube, H=Acetate Tape+Tape&Reel

Recommended P.C.Board Layout
(Tolerance:±0.05)

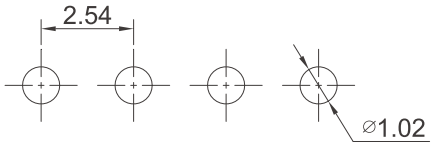

格稜股份有限公司
Greenconn Corporation

REV.	UNIT.	SCALE.	PAGE.
01	mm	5:1	1/1

GENERAL TOLERANCE	
X.°±5.0°	X.±0.30
.X°±3.0°	.X±0.25
.XX°±2.0°	.XX±0.15
.XXX°±1.0°	.XXX±0.10

DWG. NO. GPHA114-CAXX

PART NO. GPHA114-XX XX AXXXC1AX

TITLE. 2.54 PIN HEADER SINGLE ROW DIP TYPE CONNECTOR