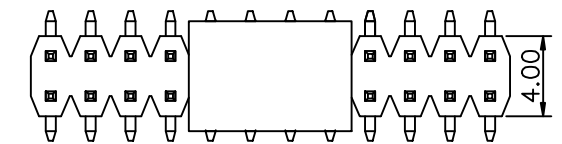


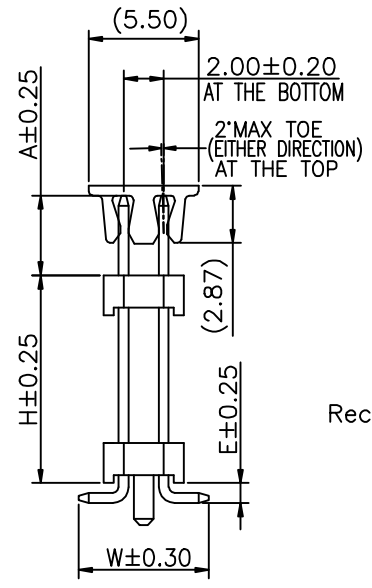
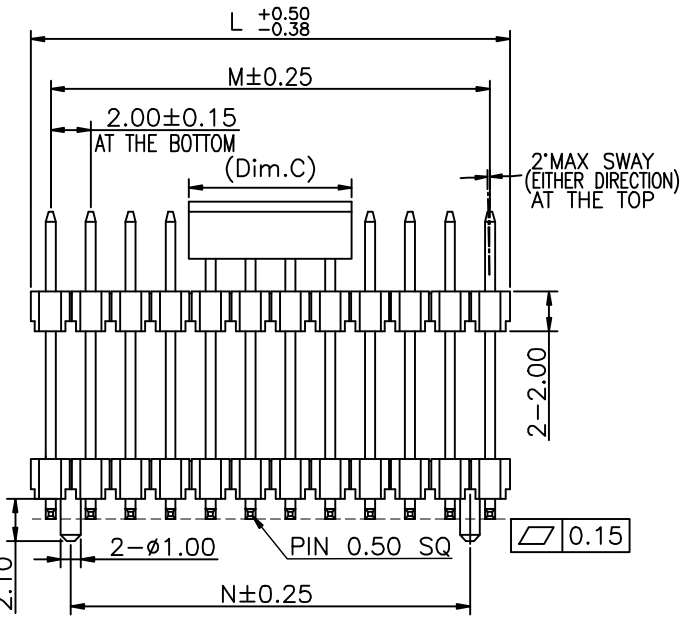
1 2 3 4 5 6 7 8 9

F  
E  
D  
C  
B  
A

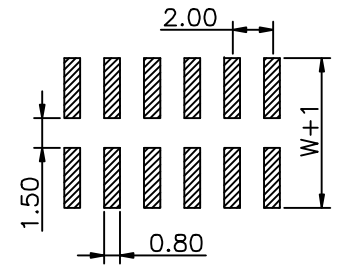


Dim.C	NOTE
4.00mm	02pins
5.00mm	03~08pins
8.16mm	09~40pins

**Specifications**  
 Current Rating:2.0Amp  
 Insulation Resistance:1000MΩMin.  
 Dielectric Withstanding Voltage:500VAC  
 Contact Resistance:20mΩMax.  
 Operating Temperature:-40°C to +105°C  
**Materials**  
**Contact Material:**  
 Brass(Pin length less than 25mm)  
 Phosphor Bronze(The total length of pin is more than 25mm)  
**Insulator Material:**  
 PBT(Not resistant to high temperature),  
 Nylon(High temperature resistance),  
 LCP(High temperature resistance),  
 UL 94V-0  
 All materials must meet Greenconn hazardous substances control standards.



Recommended P.C.Board Layout  
 (Tolerance:±0.05)



No. of PIN/ROW	Dimension Information		
	M	L	N
02	2.00	4.00	---
03	4.00	6.00	2.00
04	6.00	8.00	4.00
05	8.00	10.00	6.00
06	10.00	12.00	8.00
07	12.00	14.00	10.00
08	14.00	16.00	12.00
09	16.00	18.00	14.00
10	18.00	20.00	16.00
11	20.00	22.00	18.00
12	22.00	24.00	20.00
13	24.00	26.00	22.00
14	26.00	28.00	24.00
15	28.00	30.00	26.00
16	30.00	32.00	28.00
17	32.00	34.00	30.00
18	34.00	36.00	32.00
19	36.00	38.00	34.00
20	38.00	40.00	36.00
21	40.00	42.00	38.00
22	42.00	44.00	40.00
23	44.00	46.00	42.00
24	46.00	48.00	44.00
25	48.00	50.00	46.00
26	50.00	52.00	48.00
27	52.00	54.00	50.00
28	54.00	56.00	52.00
29	56.00	58.00	54.00
30	58.00	60.00	56.00
31	60.00	62.00	58.00
32	62.00	64.00	60.00
33	64.00	66.00	62.00
34	66.00	68.00	64.00
35	68.00	70.00	66.00
36	70.00	72.00	68.00
37	72.00	74.00	70.00
38	74.00	76.00	72.00
39	76.00	78.00	74.00
40	78.00	80.00	76.00

**Ordering Information**

G PFC203 - XX XX X XXX X 1 X X

Plastic specifications  
 1=Single row  
 2=Dual row  
 3=Tripe row  
 4=Quadruple

No. of Pins per Row  
 02~40

Positioning column information  
 A=No locating post  
 B=Round post  
 C=Square post

Plating code  
 01=Tin  
 02=Gold Flash  
 05=Gold Flash/Tin  
 22=Matte Tin

Pin length  
 See the drawing

Insulator Material  
 A=PBT  
 R=Nylon(Halogen Free)  
 C=LCP

Color  
 1=Black  
 2=White  
 5=Natural  
 E=Beige

Contact Material  
 A/S/K/T=Phosphor Bronze  
 B/Z/H/W=Brass

Packing code  
 A=Box  
 C=Tube  
 D=Tape&Reel  
 E=Cap+Tube  
 F=Cap+Tape&Reel



3RD.ANG PROJ.  
  
 PAGE. 1/1

GENERAL TOLERANCE	
X. ±5.0'	X. ±0.30
.X' ±3.0'	.X ±0.25
.XX' ±2.0'	.XX ±0.15
.XXX' ±1.0'	.XXX ±0.10

DESIGNED: \_\_\_\_\_ DATE: \_\_\_\_\_  
 CHECKED: \_\_\_\_\_ DATE: \_\_\_\_\_  
 APPROVED: \_\_\_\_\_ DATE: \_\_\_\_\_

DWG. NO. GPF203-Series  
 PART NO. GPF203-Series

TITLE.  
 2.00 PIN HEADER  
 DUAL ROWS SMT TYPE  
 CONNECTOR

1 2 3 4 5 6 7 8 9