DIM.D	NOTE
4.00mm	02PIN
5.00mm	03~08PIN
8.16mm	09~40PIN

Specifications
Current Rating:2.0Amp
Insulation Resistance:1000MΩMin.
Dielectric Withstanding Voltage:500VAC
Contact Resistance:20mΩMax.
Operating Temperature:−40°C to +105°C
Materials
Contact Material:
Brass(Pin length less than 25mm)
Phosphor Bronze(The total length of pin is more than 25mm)
Insulator Material:
PBT(Not resistant to high temperature),
Nylon(High temperature resistance),
LCP(High temperature resistance),
UL 94V−0
All materials must meet Greenconn hazardous substances control standards.

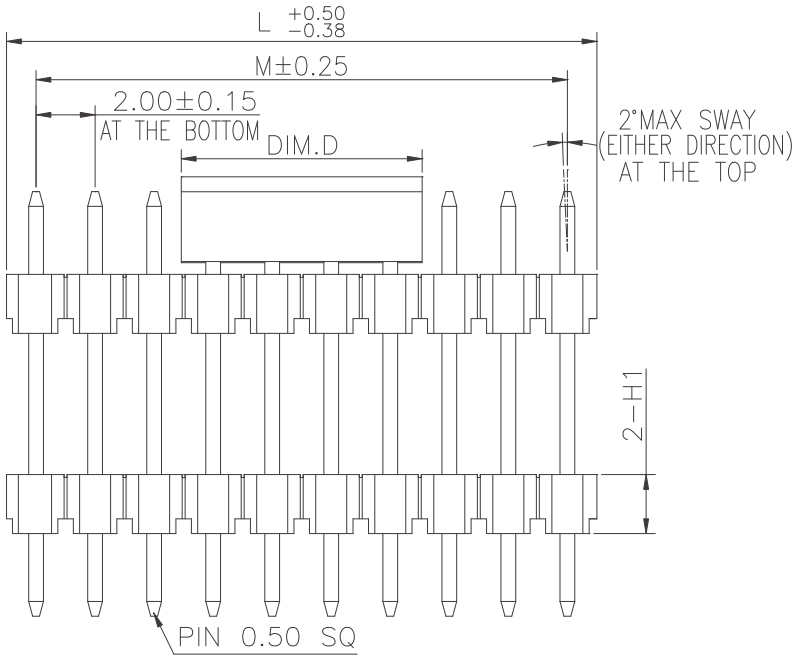

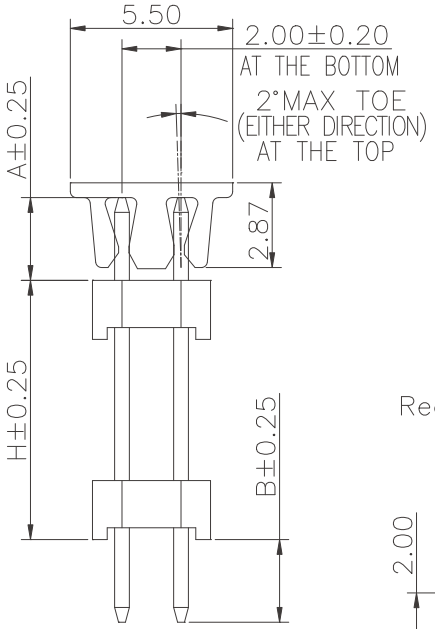

Recommended P.C.Board Layout
(Tolerance:±0.05)

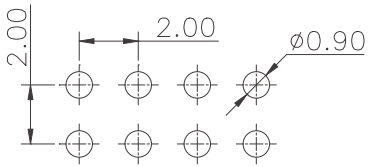

No. of PIN/ROW	Dimension Information M	L
02	2.00	4.00
03	4.00	6.00
04	6.00	8.00
05	8.00	10.00
06	10.00	12.00
07	12.00	14.00
08	14.00	16.00
09	16.00	18.00
10	18.00	20.00
11	20.00	22.00
12	22.00	24.00
13	24.00	26.00
14	26.00	28.00
15	28.00	30.00
16	30.00	32.00
17	32.00	34.00
18	34.00	36.00
19	36.00	38.00
20	38.00	40.00
21	40.00	42.00
22	42.00	44.00
23	44.00	46.00
24	46.00	48.00
25	48.00	50.00
26	50.00	52.00
27	52.00	54.00
28	54.00	56.00
29	56.00	58.00
30	58.00	60.00
31	60.00	62.00
32	62.00	64.00
33	64.00	66.00
34	66.00	68.00
35	68.00	70.00
36	70.00	72.00
37	72.00	74.00
38	74.00	76.00
39	76.00	78.00
40	78.00	80.00

Ordering Information

G PFA2XX − XX XX A XXX C 1 A X

- Plastic specifications: 1=Single row, 2=Dual row, 3=Tripe row, 4=Quadruple
- Water code: 03:H1=2.00, 04:H1=1.50
- No. of Pins per Row: 02~40
- Plating code: 01=Tin, 02=Gold Flash, 05=Gold Flash/Tin, 22=Matte Tin
- Positioning column information: A=No locating post, B=Round post, C=Square post
- Pin length: See the drawing
- Insulator Material: A=PBT, R=Nylon(Halogen Free), C=LCP
- Color: 1=Black, 2=White, 3=Yellow, E=Beige
- Contact Material: A/S/K/T=Phosphor Bronze, B/Z/H/W=Brass
- Packing code: A=Box, B=Tray, C=Tube, D=Tape&Reel, E=Cap+Tube, F=Cap+Tape&Reel, G=Acetate Tape+Tube, H=Acetate Tape+Tape&Reel

格稜股份有限公司
Greenconn Corporation

REV.	UNIT.	SCALE.	PAGE.
01	mm	4:1	1/1

GENERAL TOLERANCE	
X.°±5.0°	X.±0.30
.X°±3.0°	.X±0.25
.XX°±2.0°	.XX±0.15
.XXX°±1.0°	.XXX±0.10

DWG. NO. GPFA2XX−CAXX

PART NO. GPFA2XX−XXXX AXXX X1XX

TITLE. 2.00 PIN HEADER DUAL ROWS DIP TYPE CONNECTOR