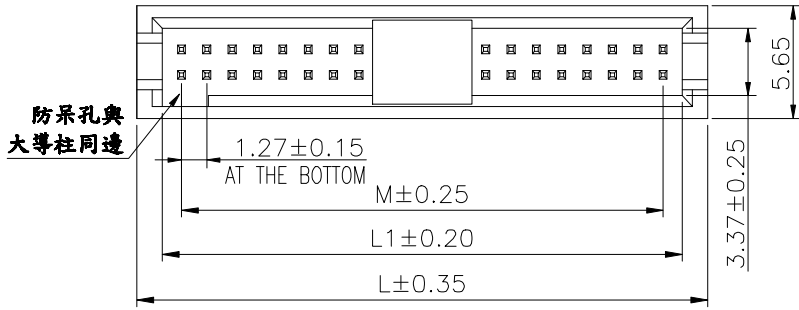
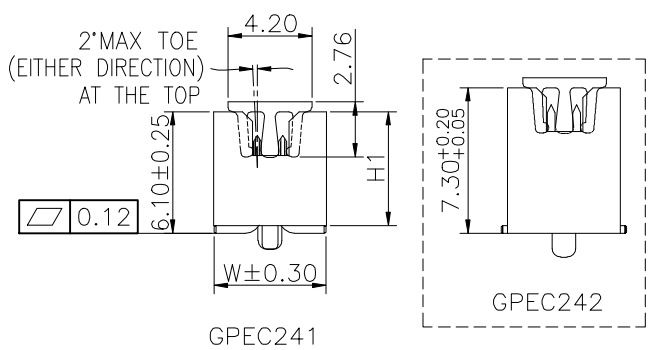
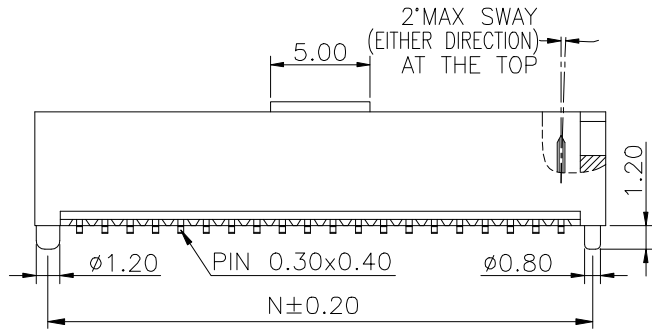
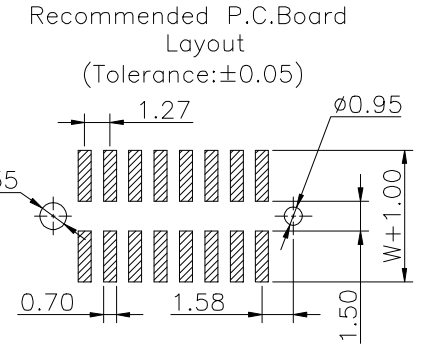


1 2 3 4 5 6 7 8 9

F
E
D
C
B
A



Specifications
 Current Rating:1.0Amp
 Insulation Resistance:1000MΩMin.
 Dielectric Withstanding Voltage:300VAC
 Contact Resistance:20mΩMax.
 Operating Temperature:-40°C to +105°C
 Materials
 Contact Material:Phosphor Bronze
 Insulator Material:High Temperature Thermoplastic, UL 94V-0 LCP or the equivalent material
 All materials must meet Greenconn hazardous substances control standards.



No. of PIN/ROW	Dimension Information			
	M	L1	L	N
03	2.54	4.41	7.01	5.69
04	3.81	5.68	8.28	6.96
05	5.08	6.95	9.55	8.23
06	6.35	8.22	10.82	9.50
07	7.62	9.49	12.09	10.77
08	8.89	10.76	13.36	12.04
09	10.16	12.03	14.63	13.31
10	11.43	13.30	15.90	14.58
11	12.70	14.57	17.17	15.85
12	13.97	15.84	18.44	17.12
13	15.24	17.11	19.71	18.39
14	16.51	18.38	20.98	19.66
15	17.78	19.65	22.25	20.93
16	19.05	20.92	23.52	22.20
17	20.32	22.19	24.79	23.47
18	21.59	23.46	26.06	24.74
19	22.86	24.73	27.33	26.01
20	24.13	26.00	28.60	27.28
21	25.40	27.27	29.87	28.55
22	26.67	28.54	31.14	29.82
23	27.94	29.81	32.41	31.09
24	29.21	31.08	33.68	32.36
25	30.48	32.36	34.95	33.63
26	31.75	33.62	36.22	34.90
27	33.02	34.89	37.49	36.17
28	34.29	36.16	38.76	37.44
29	35.56	37.43	40.03	38.71
30	36.83	38.70	41.30	39.98
31	38.10	39.97	42.57	41.25
32	39.37	41.24	43.84	42.52
33	40.64	42.51	45.11	43.79
34	41.91	43.78	46.38	45.06
35	43.18	45.05	47.65	46.33
36	44.45	46.32	48.92	47.60
37	45.72	47.59	50.19	48.87
38	46.99	48.86	51.46	50.14
39	48.26	50.13	52.73	51.41
40	49.53	51.40	54.00	52.68
41	50.80	52.67	55.27	53.95
42	52.07	53.94	56.54	55.22
43	53.34	55.21	57.81	56.49
44	54.61	56.48	59.08	57.76
45	55.88	57.75	60.35	59.03
46	57.15	59.02	61.62	60.30
47	58.42	60.29	62.89	61.57
48	59.69	61.56	64.16	62.84
49	60.96	62.83	65.43	64.11
50	62.23	64.10	66.70	65.38

Ordering Information

G PEC2XX - XX XX B XXX C

Plastic specifications
 1=Single row
 2=Dual row
 3=Tripe row
 4=Quadruple

Water code
 41:H1=5.70
 42:H1=7.30

No. of Pins per Row
 03~50

Plating code
 01=Tin
 02=Gold Flash
 05=Gold Flash/Tin
 22=Matte Tin

Positioning column information
 A=No locating post
 B=Round post
 C=Square post

Pin length
 See the drawing

Insulator Material
 R=Nylon(Halogen Free)
 C=LCP

Color
 1=Black
 2=White
 3=Yellow
 E=Beige

Contact Material
 A/S/K/T=Phosphor Bronze
 B/Z/H/W=Brass

Packing code
 C=Tube
 D=Tape&Reel
 E=Cap+Tube
 F=Cap+Tape&Reel
 G=Acetate Tape+Tube
 H=Acetate Tape+Tape&Reel

格稜股份有限公司
Greenconn Corporation

REV. 01	UNIT. mm	SCALE. 3:1	PAGE. 1/1	GENERAL TOLERANCE		DESIGNED:	DATE:	DWG. NO. GPEC2XX-CBXX	TITLE. 1.27 BOX HEADER DUAL ROWS SMT TYPE W/POST					
				X.±3.0'	X.±0.25					CO SIGNED:	DATE:	PART NO. GPEC2XX-XXXX BXXX C1AX		
				.X'±2.0'	.X±0.20								APPROVED:	DATE:
				.XX'±1.0'	.XX±0.13									
.XXX'±0.5'	.XXX±0.08													

1 2 3 4 5 6 7 8 9