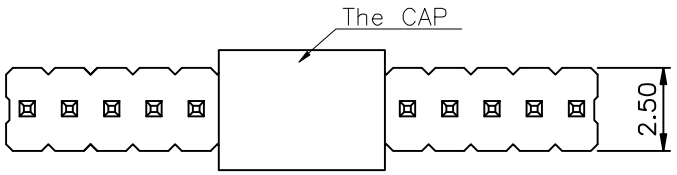

Recommended P.C.Board Layout
(Tolerance:±0.05)

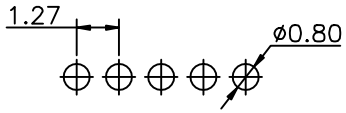

Specifications
Current Rating:1.0Amp
Insulation Resistance:1000MΩMin.
Dielectric Withstanding Voltage:300VAC
Contact Resistance:20mΩMax.
Operating Temperature:−40°C to +105°C
Materials
Contact Material:Copper alloy
High Temperture Thermoplastic: Suitable for Reflow Soldering Process UL 94V−0(LCP, Nylon HTN,NYLON−10T)
All materials must meet Greenconn hazardous substances control standards.

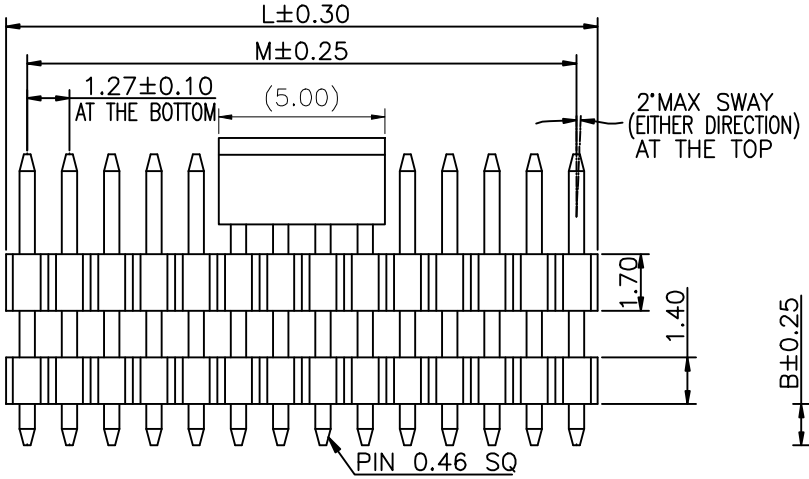

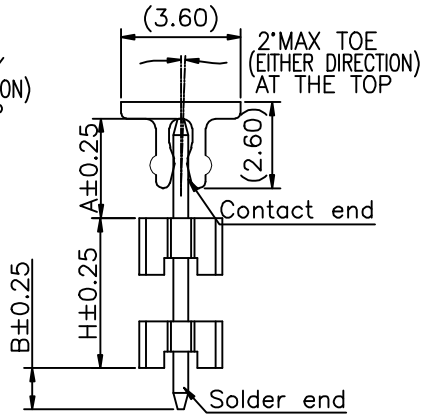

No. of PIN/ROW	Dimension Information		No. of PIN/ROW	Dimension Information	
	L	M		L	M
02	2.54	1.27	27	34.29	33.02
03	3.81	2.54	28	35.56	34.29
04	5.08	3.81	29	36.83	35.56
05	6.35	5.08	30	38.10	36.83
06	7.62	6.35	31	39.37	38.10
07	8.89	7.62	32	40.64	39.37
08	10.16	8.89	33	41.91	40.64
09	11.43	10.16	34	43.18	41.91
10	12.70	11.43	35	44.45	43.18
11	13.97	12.70	36	45.72	44.45
12	15.24	13.97	37	46.99	45.72
13	16.51	15.24	38	48.26	46.99
14	17.78	16.51	39	49.53	48.26
15	19.05	17.78	40	50.80	49.53
16	20.32	19.05	41	52.07	50.80
17	21.59	20.32	42	53.34	52.07
18	22.86	21.59	43	54.61	53.34
19	24.13	22.86	44	55.88	54.61
20	25.40	24.13	45	57.15	55.88
21	26.67	25.40	46	58.42	57.15
22	27.94	26.67	47	59.69	58.42
23	29.21	27.94	48	60.96	59.69
24	30.48	29.21	49	62.23	60.96
25	31.75	30.48	50	63.50	62.23
26	33.02	31.75			

Ordering Information

G PEA116 − XX XX A XXX X 1 X X

- Plastic specifications: 1=Single row, 2=Dual row, 3=Tripe row, 4=Quadruple
- No. of Pins per Row: 02~50
- Plating code: 01=Tin, 02=Gold Flash, 05=Gold Flash/Tin, 22=Matte Tin
- Positioning column information: A=No locating post, B=Round post, C=Square post
- Pin length: See the drawing
- Insulator Material: C=LCP, R=Nylon(Halogen Free), A=PBT, Y=NYLON−10T
- Color: 1=Black, 5=Natural
- Contact Material: A=Phosphor Bronze, B=Brass
- Packing code: A=Box, C=Tube, D=Tape&Reel, E=Cap+Tube, F=Cap+Tape&Reel

Greenconn
Website:www.greenconn.com
E−mail:sales@greenconn.com

REV.	UNIT.	SCALE.	PAGE.
01	mm	5:1	1/1

3RD.ANG PROJ.

GENERAL TOLERANCE	
X.°±5.0°	X.±0.30
.X°±3.0°	.X±0.25
.XX°±2.0°	.XX±0.15
.XXX°±1.0°	.XXX±0.10

DESIGNED: DATE:
CHECKED: DATE:
APPROVED: DATE:

DWG. NO. GPEA116−Series
PART NO. GPEA116−Series

TITLE. 1.27 PIN HEADER SINGLE ROW DIP TYPE CONNECTOR