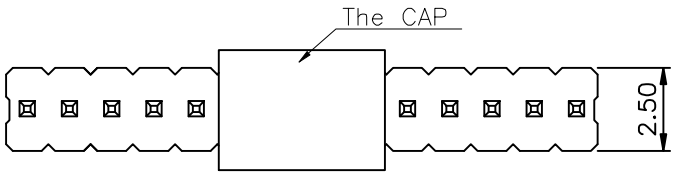


Recommended P.C.Board Layout
(Tolerance:±0.05)

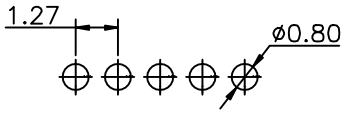


Specifications
Current Rating:1.0Amp
Insulation Resistance:1000MΩMin.
Dielectric Withstanding Voltage:300VAC
Contact Resistance:20mΩMax.
Operating Temperature:−55°C to +125°C
Materials
Contact Material:Copper alloy
High Temperture Thermoplastic: Suitable for Reflow Soldering Process UL 94V−0(LCP, Nylon HTN,NYLON−10T)
All materials must meet Greenconn hazardous substances control standards.

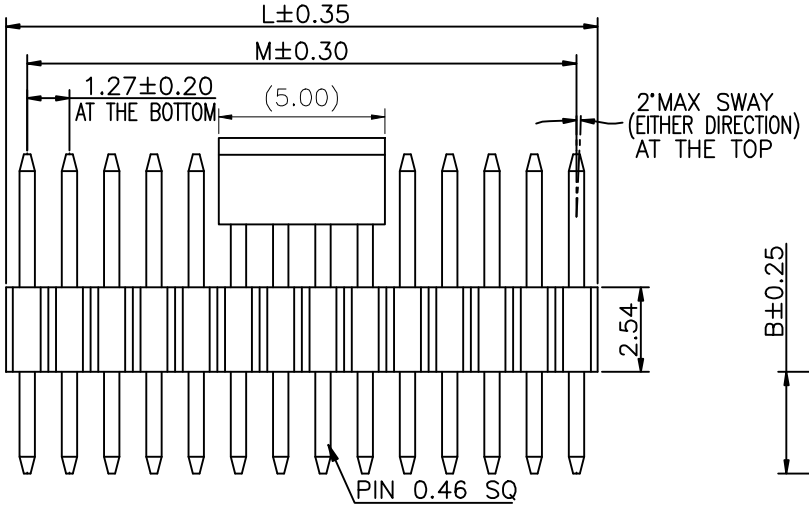


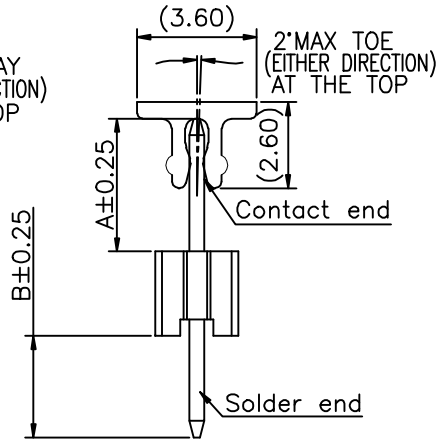


| No. of PIN/ROW | Dimension Information | | No. of PIN/ROW | Dimension Information | |
|---|---|---|---|---|---|
| | L | M | | L | M |
| 02 | 2.54 | 1.27 | 27 | 34.29 | 33.02 |
| 03 | 3.81 | 2.54 | 28 | 35.56 | 34.29 |
| 04 | 5.08 | 3.81 | 29 | 36.83 | 35.56 |
| 05 | 6.35 | 5.08 | 30 | 38.10 | 36.83 |
| 06 | 7.62 | 6.35 | 31 | 39.37 | 38.10 |
| 07 | 8.89 | 7.62 | 32 | 40.64 | 39.37 |
| 08 | 10.16 | 8.89 | 33 | 41.91 | 40.64 |
| 09 | 11.43 | 10.16 | 34 | 43.18 | 41.91 |
| 10 | 12.70 | 11.43 | 35 | 44.45 | 43.18 |
| 11 | 13.97 | 12.70 | 36 | 45.72 | 44.45 |
| 12 | 15.24 | 13.97 | 37 | 46.99 | 45.72 |
| 13 | 16.51 | 15.24 | 38 | 48.26 | 46.99 |
| 14 | 17.78 | 16.51 | 39 | 49.53 | 48.26 |
| 15 | 19.05 | 17.78 | 40 | 50.80 | 49.53 |
| 16 | 20.32 | 19.05 | 41 | 52.07 | 50.80 |
| 17 | 21.59 | 20.32 | 42 | 53.34 | 52.07 |
| 18 | 22.86 | 21.59 | 43 | 54.61 | 53.34 |
| 19 | 24.13 | 22.86 | 44 | 55.88 | 54.61 |
| 20 | 25.40 | 24.13 | 45 | 57.15 | 55.88 |
| 21 | 26.67 | 25.40 | 46 | 58.42 | 57.15 |
| 22 | 27.94 | 26.67 | 47 | 59.69 | 58.42 |
| 23 | 29.21 | 27.94 | 48 | 60.96 | 59.69 |
| 24 | 30.48 | 29.21 | 49 | 62.23 | 60.96 |
| 25 | 31.75 | 30.48 | 50 | 63.50 | 62.23 |
| 26 | 33.02 | 31.75 | | | |

## Ordering Information

G PEA104 − XX XX A XXX X 1 X X

- Plastic specifications: 1=Single row, 2=Dual row, 3=Tripe row, 4=Quadruple
- No. of Pins per Row: 02~50
- Plating code: 01=Tin, 02=Gold Flash, 05=Gold Flash/Tin, 22=Matte Tin
- Positioning column information: A=No locating post, B=Round post, C=Square post
- Pin length: See the drawing
- Insulator Material: C=LCP, R=Nylon(Halogen Free), A=PBT, Y=NYLON−10T
- Color: 1=Black, 5=Natural
- Contact Material: A=Phosphor Bronze, B=Brass
- Packing code: A=Box, C=Tube, D=Tape&Reel, E=Cap+Tube, F=Cap+Tape&Reel

Greenconn
Website:www.greenconn.com
E−mail:sales@greenconn.com

| REV. | UNIT. | SCALE. | PAGE. |
|---|---|---|---|
| 01 | mm | 5:1 | 1/1 |

3RD.ANG PROJ.

| GENERAL TOLERANCE | |
|---|---|
| X.°±5.0° | X.±0.30 |
| .X°±3.0° | .X±0.25 |
| .XX°±2.0° | .XX±0.15 |
| .XXX°±1.0° | .XXX±0.10 |

DESIGNED: DATE:
CHECKED: DATE:
APPROVED: DATE:

DWG. NO. GPEA104−Series
PART NO. GPEA104−Series

TITLE. 1.27 PIN HEADER SINGLE ROW DIP TYPE CONNECTOR