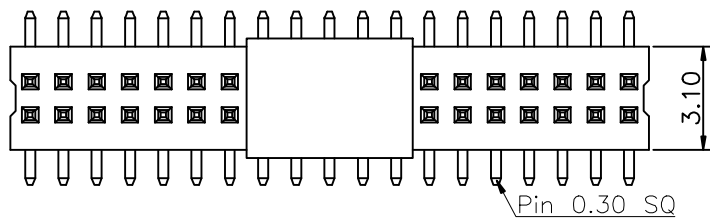


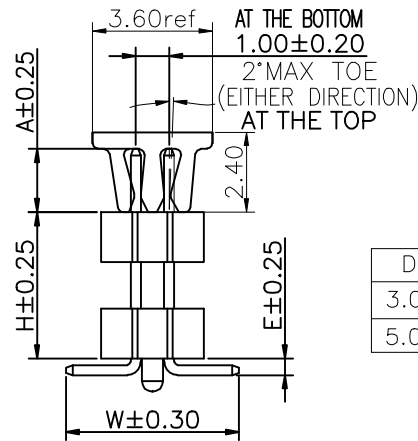
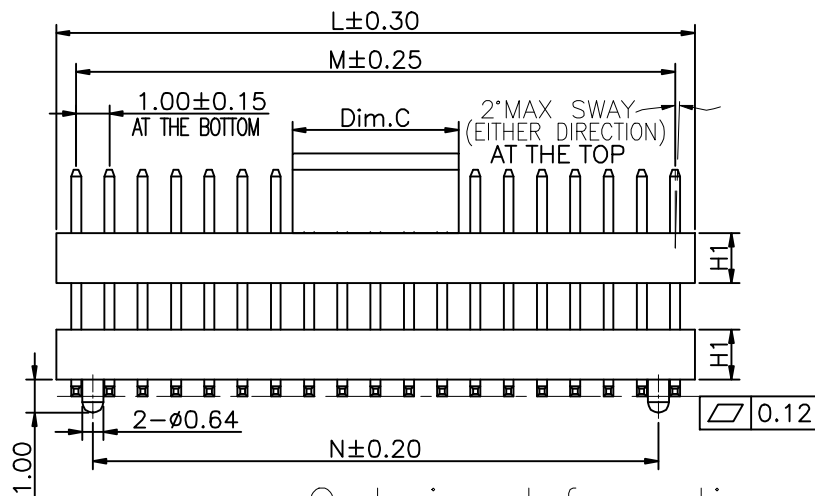
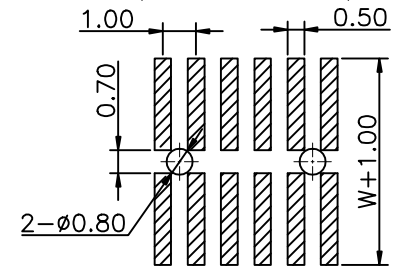
1 2 3 4 5 6 7 8 9

F
E
D
C
B
A



Specifications
 Current Rating:1.0Amp
 Insulation Resistance:1000MΩMin.
 Dielectric Withstanding Voltage:300VAC
 Contact Resistance:20mΩMax.
 Operating Temperature:-40°C to +105°C
 Materials
 Contact Material:Phosphor Bronze
 Insulator Material:High Temperature Thermoplastic, UL 94V-0 LCP or the equivalent material
 All materials must meet GREENCONN hazardous substances control standards.

Recommended P.C.Board Layout
 (Tolerance:±0.05)



Dim.C	NOTE
3.00mm	03~04Pins
5.00mm	05~40Pins

No. of PIN/ROW	Dimension Information			
	GPCC205	GPCC202	M	N
02	2.00	2.20	1.00	
03	3.00	3.20	2.00	1.00
04	4.00	4.20	3.00	2.00
05	5.00	5.20	4.00	3.00
06	6.00	6.20	5.00	4.00
07	7.00	7.20	6.00	5.00
08	8.00	8.20	7.00	6.00
09	9.00	9.20	8.00	7.00
10	10.00	10.20	9.00	8.00
11	11.00	11.20	10.00	9.00
12	12.00	12.20	11.00	10.00
13	13.00	13.20	12.00	11.00
14	14.00	14.20	13.00	12.00
15	15.00	15.20	14.00	13.00
16	16.00	16.20	15.00	14.00
17	17.00	17.20	16.00	15.00
18	18.00	18.20	17.00	16.00
19	19.00	19.20	18.00	17.00
20	20.00	20.20	19.00	18.00
21	21.00	21.20	20.00	19.00
22	22.00	22.20	21.00	20.00
23	23.00	23.20	22.00	21.00
24	24.00	24.20	23.00	22.00
25	25.00	25.20	24.00	23.00
26	26.00	26.20	25.00	24.00
27	27.00	27.20	26.00	25.00
28	28.00	28.20	27.00	26.00
29	29.00	29.20	28.00	27.00
30	30.00	30.20	29.00	28.00
31	31.00	31.20	30.00	29.00
32	32.00	32.20	31.00	30.00
33	33.00	33.20	32.00	31.00
34	34.00	34.20	33.00	32.00
35	35.00	35.20	34.00	33.00
36	36.00	36.20	35.00	34.00
37	37.00	37.20	36.00	35.00
38	38.00	38.20	37.00	36.00
39	39.00	39.20	38.00	37.00
40	40.00	40.20	39.00	38.00

Ordering Information

G PCC2XX - XX XX B XXX C 1 S X

Plastic specifications
 1=Single row
 2=Dual row
 3=Tripe row
 4=Quadruple

Water code
 02:H1=1.50
 05:H1=1.00

No. of Pins per Row
 02~40

Positioning column information
 A=No locating post
 B=Round post
 C=Square post

Plating code
 01=Tin
 02=Gold Flash
 22=Matte Tin

Pin length
 See the drawing

Insulator Material
 R=Nylon(Halogen Free)
 C=LCP

Color
 1=Black
 2=White
 3=Yellow
 E=Beige

Contact Material
 A/S/K/T=Phosphor Bronze

Packing code
 C=Tube
 D=Tape&Reel
 E=Cap+Tube
 F=Cap+Tape&Reel

格稜股份有限公司
Greenconn Corporation

GENERAL TOLERANCE

X.±5.0'	X.±0.30
.X'±3.0'	.X±0.25
.XX'±2.0'	.XX±0.15
.XXX'±1.0'	.XXX±0.10

DESIGNED:	DATE:
CHECKED:	DATE:
CO SIGNED:	DATE:
APPROVED:	DATE:

DWG. NO.
 GPCC2XX-CBXX
 PART NO.
 GPCC2XX-XXXX BXXX C1SX

TITLE.
 1.00 PIN HEADER
 DUAL ROWS SMT TYPE
 CONNECTOR

1 2 3 4 5 6 7 8 9