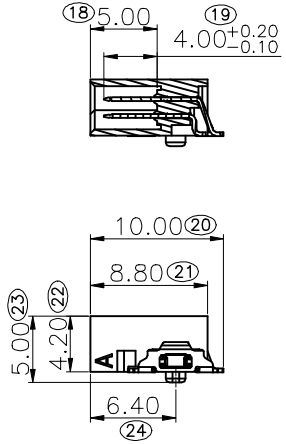
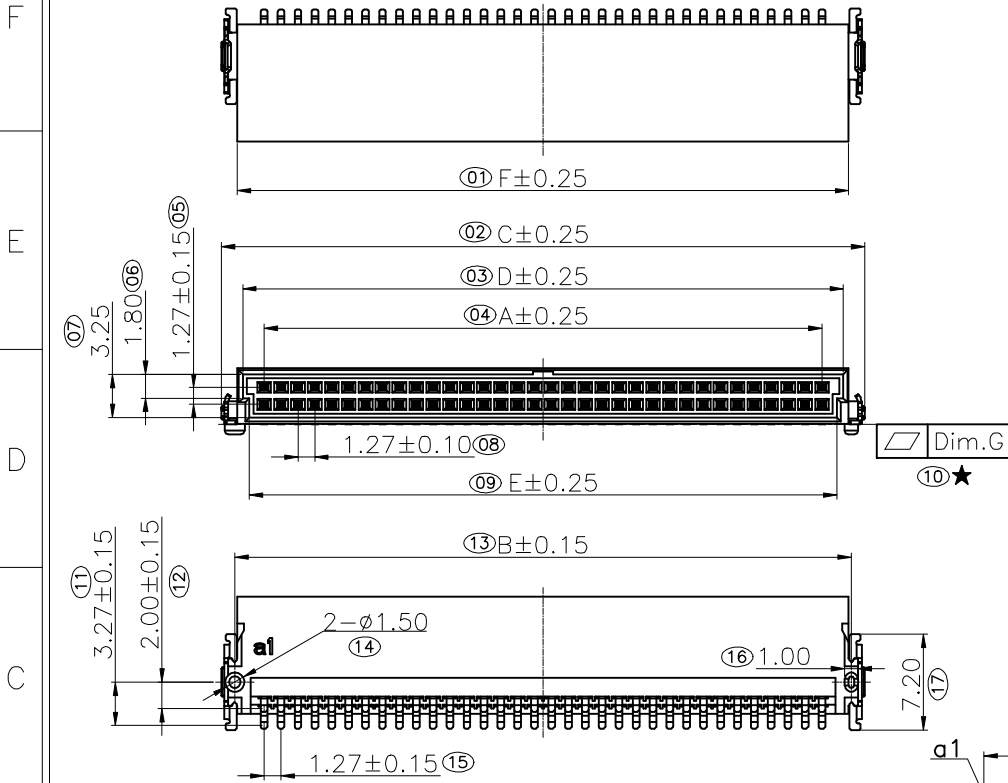


REV.	LOCAS.	DESCRIPTION	DATE	DRAWN
A	NEW	INTERIM INITIAL RELEASE.	2021.12.09	賴昌德

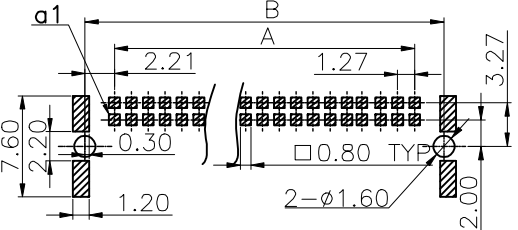


Pin No.	Dim.G
≤25pin	0.12
>25pin	0.15

Specifications
 Current Rating: 1.7Amp/Pin
 Insulation Resistance: 10000MΩMin.
 Dielectric Withstanding Voltage: 500VAC
 Contact Resistance: 25mΩMax.
 Operating Temperature: -55°C to +125°C
 Materials
 Contact Material: Phosphor Bronze
 Insulator Material: High Temperature Thermoplastic, UL 94V-0 LCP or the equivalent material
 Colour: Black
 ★ All materials must meet Greenconn hazardous substances control standard.
 "★": Critical Characteristics, indicates product characteristics, functionalities, and manufacturing processes regarding to customer's specifications
 "☆": Safety Features, indicates product characteristics, functionalities, and manufacturing processes complying to legal regulations stated by local government

Ordering Information
 GBED204 XX XX B 001 C 1 A X

No. of Pins per Row: 05,06,08,10,13,16,20,25,30,34,40
 Standard Plating: 79=5u"Au/80~160u"Matte Tin, 77=15u"Gold/Matte Tin, 05=1u"Au/80~160u"Matte Tin
 Standard Packing: D=Tape&Reel



PIN NO.	A	B	C	D	E	F
2X05	5.08	9.50	11.50	8.30	7.30	9.10
2X06	6.35	10.77	12.77	9.57	8.57	10.37
2X08	8.89	13.31	15.31	12.11	11.11	12.91
2X10	11.43	15.85	17.85	14.65	13.65	15.45
2X13	15.24	19.66	21.66	18.46	17.46	19.26
2X16	19.05	23.47	25.47	22.27	21.27	23.07
2X20	24.13	28.55	30.55	27.35	26.35	28.15
2X25	30.48	34.90	36.90	33.70	32.70	34.50
2X30	36.83	41.25	43.25	40.05	39.05	40.85
2X34	41.91	46.33	48.33	45.13	44.13	45.93
2X40	49.53	53.95	55.95	52.75	51.75	53.55

A			3RD.ANG PROJ.	GENERAL TOLERANCE		DESIGNED: 賴昌德	DATE: 2021.12.09	DWG. NO.	TITLE: GBED204-CB001 PART NO. GBED204-XXXXB001C1AX
	Website: www.greenconn.com E-mail: sales@greenconn.com			X: ±5.0'	X: ±0.30	CHECKED:	DATE:	SMC Q TYPE SMT TYPE CONNECTOR	
	REV. A	UNIT. mm	SCALE. 2:1	PAGE. 1/1	.X: ±3.0'	.X: ±0.25	APPROVED:		
				.XX: ±2.0'	.XX: ±0.20				
				.XXX: ±1.0'	.XXX: ±0.10				