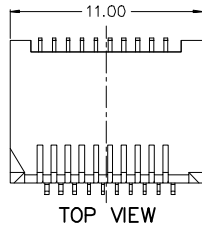
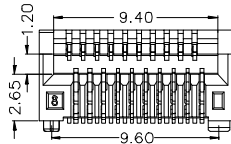


1 2 3 4 5 6 7 8 9

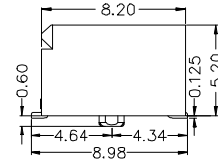
F
E
D
C
B
A



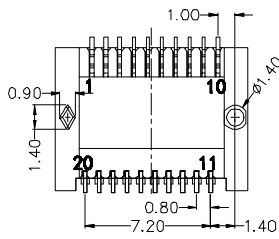
TOP VIEW



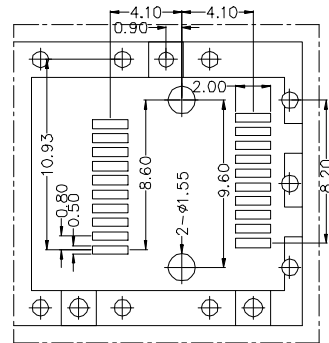
FRONT VIEW



RIGHT SIDE VIEW



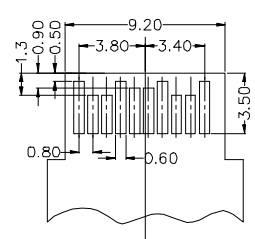
BOTTOM VIEW



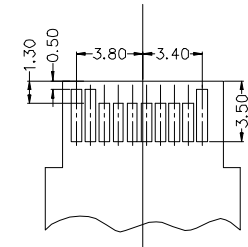
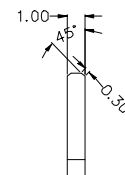
RECOMMENDED PCB LAYOUT

MATERIAL:
HOUSING: LCP,UL94V-0,BLACK.
TERMINAL: PHOSPHOR BRONZE

MACHANICAL:
OPERATING TEMPERATURE: -40°C~+85°C



TOP VIEW OF BOARD



BOTTOM VIEW OF BOARD

Ordering Information

C ZBD204 - 20 XX B 001 C X A X

No. of pins: 20
Standard Plating: 55=Gold 15u"/Tin, Selective Plating, 11=Gold 15u"/Glod Flash
Color: 1=Black
Standard Packing: D=Tape&Reel, Seletive Packing, B=Tray

Greenconn
Website: www.greenconn.com
E-mail: sales@greenconn.com

3RD.ANG PROJ.
PAGE. 1/1

GENERAL TOLERANCE	
X. 停 5.0'	X.?.35
.X 停 3.0'	.X?.30
.XX 停 2.0'	.XX?.25
.XXX 停 1.0'	.XXX?.15

DESIGNED:
CHECKED:
APPROVED:

DATE:
DATE:
DATE:

DWG. NO. CZBD204-CB001
PART NO. CZBD204-20XXB001CXAX

TITLE. **SFP+ 1X1 CONNECTOR 10G**

1 2 3 4 5 6 7 8 9