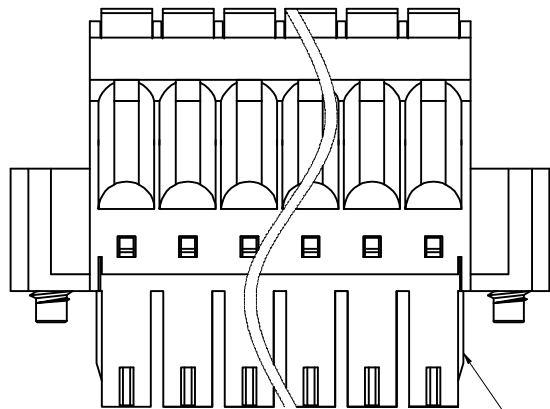
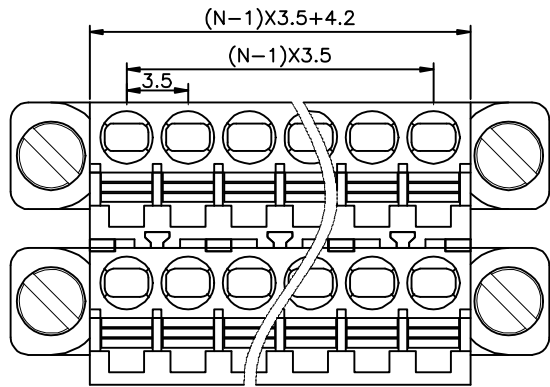


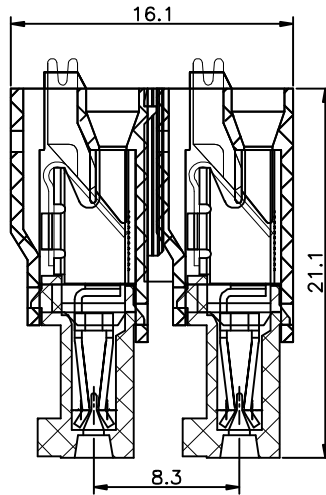
1 2 3 4 5 6 7 8 9

F  
E  
D  
C  
B  
A



2p to 6p with wedge, above 7p without wedge (including 7p)

N=Number of contacts



**Specifications**

Voltage rating: 300VAC  
 Current rating: 12 Amps/way max  
 Contact resistance: 20mΩ(max)  
 Insulation resistance: 5000MΩ/1000V  
 Withstanding Voltage: 2500VAC(1min) Test time: 60sec/1pcs  
 Wire range: 16-24AWG  
**Mechanical:**  
 Torque: /  
 Operating temperature: -40°C to +105°C  
**Materials**  
 Contact Material: Brass  
 Insulator Material: UL 94V-0 PA66  
 All materials must meet GREENCONN hazardous substances control standards.

**Ordering Information**

CXZZ202 - XX XX A 006 E X B X

No. of Pins Per Row 02~24      Standard Plating 01=Tin      Color 1=Black 6=Grey 7=Blue G=Green      Standard Packing R=Cartons



REV. A    UNIT. mm    SCALE. 1:1

3RD.ANG PROJ.  
  
 PAGE. 1/1

GENERAL TOLERANCE	
X. ±5.0'	X. ±0.50
.X' ±3.0'	.X ±0.30
.XX' ±2.0'	.XX ±0.20
.XXX' ±1.0'	.XXX ±/

DESIGNED:  
 CHECKED:  
 APPROVED:

DATE:  
 DATE:  
 DATE:

DWG. NO.  
 CXZZ202-CA006EB  
 PART NO.  
 CXZZ202-XXXXA006EXBX

TITLE.  
 Pitch3.5m-series 有耳線絲

1 2 3 4 5 6 7 8 9