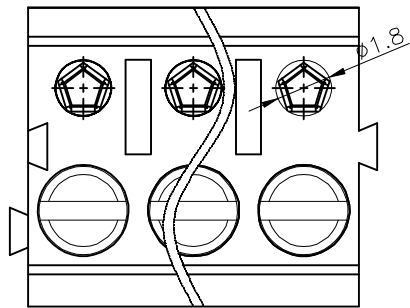
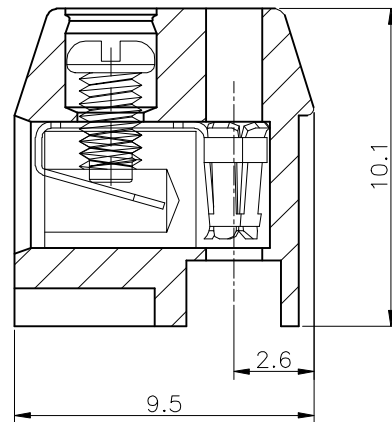
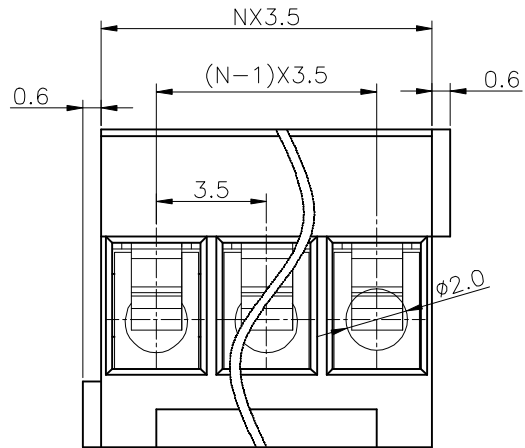


1 2 3 4 5 6 7 8 9

F
E
D
C
B
A



N=Number of contacts



Specifications

Voltage rating:300VAC
 Current rating:10 Amps/way max
 Contact resistance: 20mΩ(max)
 Insulation resistance: 5000MΩ/1000V
 Withstanding Voltage: 2500VAC(1min)
 Test time:60sec/1pcs
 wire range: 16-28AWG
Mechanical:
 Torque:2.0kgf.cm/M2
 Operating temperature:-40°C to+105°C
Materials
 Contact Material:Brass
 Insulator Material: UL 94V-0 PA66
 All materials meet GREENCONN
 hazardous substances control standards.

Ordering Information

CXZZ117 - XX XX A 001 E X Z X
 No. of Pins per Row 02~24 Standard Plating 01=Tin Color 1=Black 6=Grey 7=Blue G=Green Standard Packing R=Carton



Website:www.greenconn.com
 E-mail:sales@greenconn.com

REV. A UNIT. mm SCALE. 1:1

3RD.ANG PROJ.
 PAGE. 1/1

GENERAL TOLERANCE

X.±5.0'	X.±0.50
.X'±3.0'	.X±0.30
.XX'±2.0'	.XX±0.20
.XXX'±1.0'	.XXX±/

DESIGNED:
 CHECKED:
 APPROVED:

DATE:
 DATE:
 DATE:

DWG. NO.

CXZZ117-CA1EZ

PART NO.

CXZZ117-XXXXA001EXZX

TITLE.

pitch 3.81mm series

1 2 3 4 5 6 7 8 9