

1 2 3 4 5 6 7 8 9

F

E

D

C

B

A

F

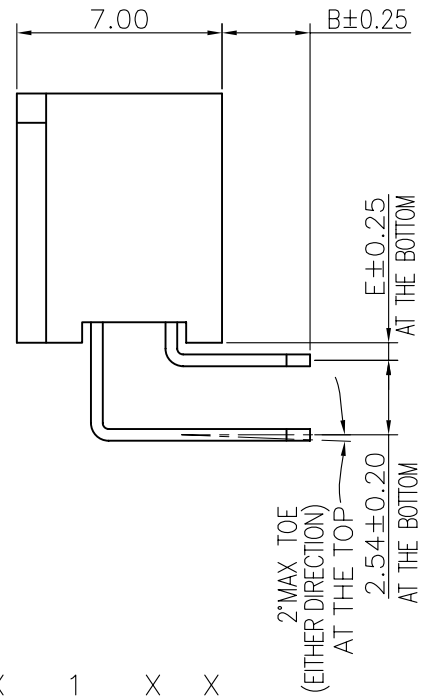
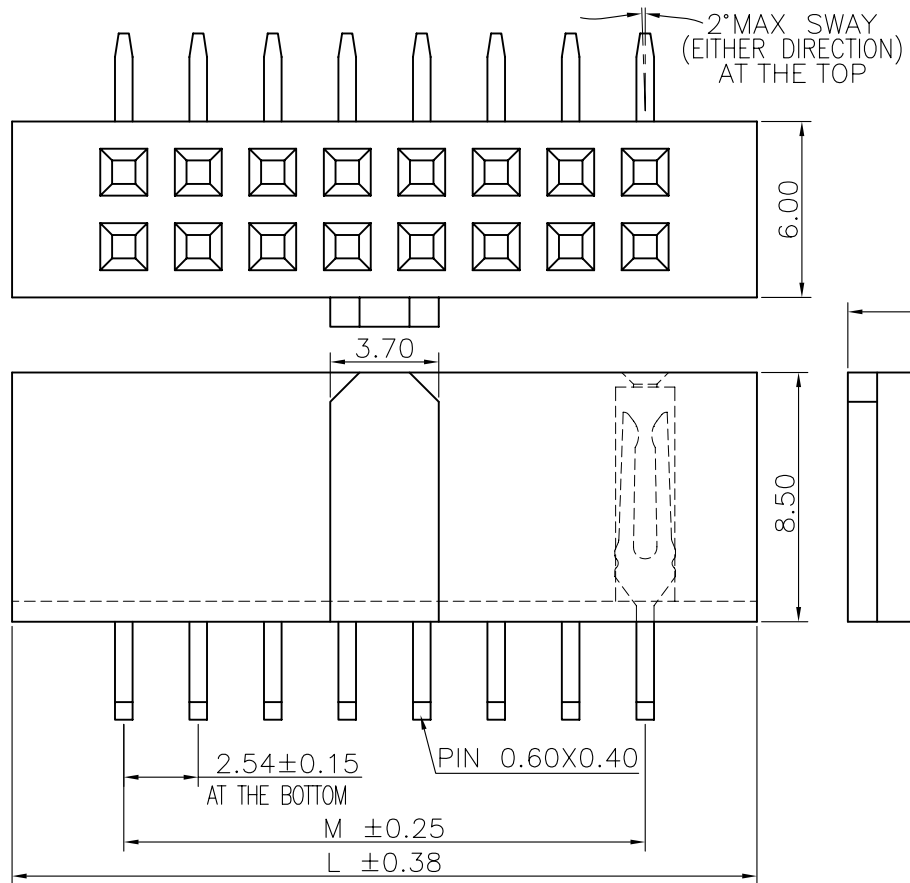
E

D

C

B

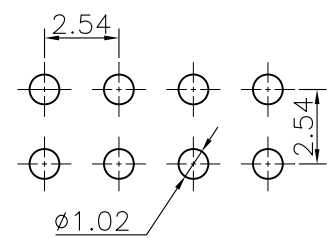
A



Specifications
 Current Rating:3.0Amp
 Insulation Resistance:1000MΩMin.
 Dielectric Withstanding Voltage:600VAC
 Contact Resistance:20mΩMax.
 Operating Temperature:-40°C to +105°C
 Materials
 Contact Material:
 Phosphor Bronze
 Insulator Material:
 PBT(Not resistant to high temperature),
 Nylon(High temperature resistance),
 LCP(High temperature resistance),
 UL 94V-0
 All materials must meet Greenconn
 hazardous substances control standards.

| No. of PIN/ROW | Dimension Information | |
|----------------|-----------------------|-------|
| | M | L |
| 03 | 5.08 | 12.50 |
| 04 | 7.62 | 15.04 |
| 05 | 10.16 | 17.58 |
| 06 | 12.70 | 20.12 |
| 07 | 15.24 | 22.66 |
| 08 | 17.78 | 25.20 |
| 09 | 20.32 | 27.74 |
| 10 | 22.86 | 30.28 |
| 11 | 25.40 | 32.82 |
| 12 | 27.94 | 35.36 |
| 13 | 30.48 | 37.90 |
| 14 | 33.02 | 40.44 |
| 15 | 35.56 | 42.98 |
| 16 | 38.10 | 45.52 |
| 17 | 40.64 | 48.06 |
| 18 | 43.18 | 50.60 |
| 19 | 45.72 | 53.14 |
| 20 | 48.26 | 55.68 |
| 21 | 50.80 | 58.22 |
| 22 | 53.34 | 60.76 |
| 23 | 55.88 | 63.30 |
| 24 | 58.42 | 65.84 |
| 25 | 60.96 | 68.38 |
| 26 | 63.50 | 70.92 |
| 27 | 66.04 | 73.46 |
| 28 | 68.58 | 76.00 |
| 29 | 71.12 | 78.54 |
| 30 | 73.66 | 81.08 |
| 31 | 76.20 | 83.62 |
| 32 | 78.74 | 86.16 |
| 33 | 81.28 | 88.70 |
| 34 | 83.82 | 91.24 |
| 35 | 86.36 | 93.78 |
| 36 | 88.90 | 96.32 |

Recommended P.C.Board Layout
 (Tolerance:±0.05)



Ordering Information

C SHB217 - XX XX A XXX X

Plastic specifications
 1=Single row
 2=Dual row
 3=Tripe row
 4=Quadruple

Water code

No. of Pins per Row 03~36

Positioning column information
 A=No locating post
 B=Round post
 C=Square post

Plating code
 01=Tin
 02=Gold Flash
 05=Gold Flash/Tin
 22=Matte Tin

Pin length See the drawing

Insulator Material
 A=PBT
 R=Nylon(Halogen Free)
 C=LCP

Color
 1=Black
 2=White
 3=Yellow
 E=Beige

Contact Material
 A/S/K/T=Phosphor Bronze

Packing code
 A=Box
 B=Tray
 C=Tube
 D=Tape&Reel
 E=Cap+Tube
 F=Cap+Tape&Reel
 G=Acetate Tape+Tube
 H=Acetate Tape+Tape&Reel

格稜股份有限公司
Greenconn Corporation

| GENERAL TOLERANCE | |
|-------------------|-----------|
| X.*±5.0° | X.±0.30 |
| .X*±3.0° | .X±0.25 |
| .XX*±2.0° | .XX±0.15 |
| .XXX*±1.0° | .XXX±0.10 |

DWG. NO.
 CSHB217-CAXX

PART NO.
 CSHB217-XXXX AXXX X1XX

TITLE.
 2.54 FEMALE HEADER
 DUAL ROWS R/A TYPE
 CONNECTOR

| REV. | UNIT. | SCALE. | PAGE. |
|------|-------|--------|-------|
| 01 | mm | 4:1 | 1/1 |

1 2 3 4 5 6 7 8 9