

F

E

D

C

B

A

F

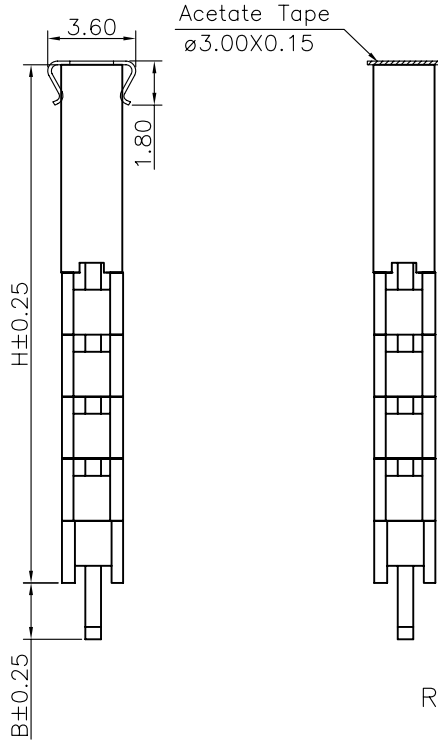
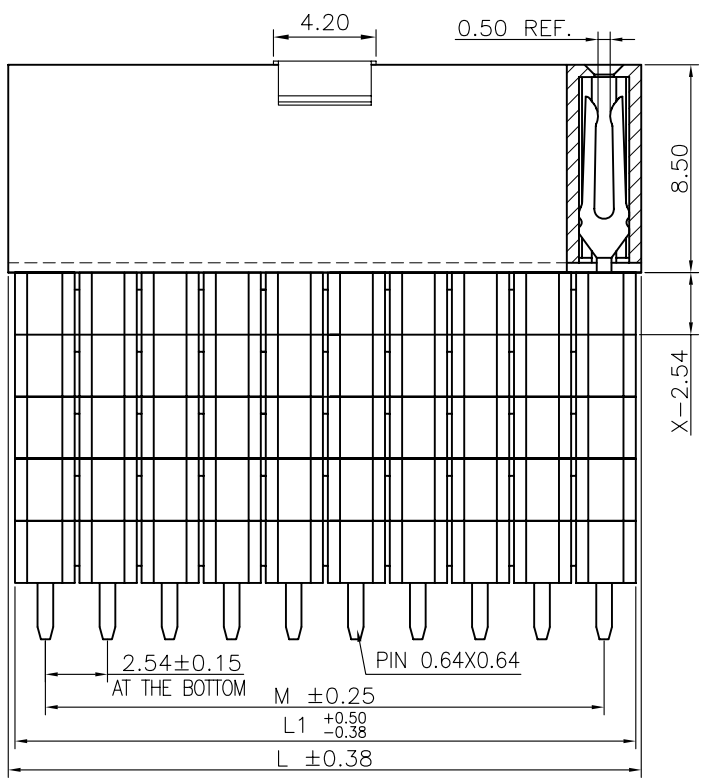
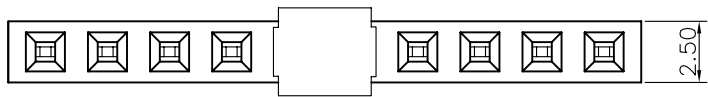
E

D

C

B

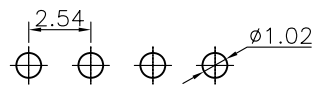
A



Specifications
 Current Rating:3.0Amp
 Insulation Resistance:1000MΩMin.
 Dielectric Withstanding Voltage:600VAC
 Contact Resistance:20mΩMax.
 Operating Temperature:-40°C to +105°C
 Materials
 Contact Material:
 Phosphor Bronze
 Insulator Material:
 PBT(Not resistant to high temperature),
 Nylon(High temperature resistance),
 LCP(High temperature resistance),
 UL 94V-0
 All materials must meet Greenconn
 hazardous substances control standards.

No. of PIN/ROW	Dimension Information		
	M	L	L1
02	2.54	5.58	5.08
03	5.08	8.12	7.62
04	7.62	10.66	10.16
05	10.16	13.20	12.70
06	12.70	15.74	15.24
07	15.24	18.28	17.78
08	17.78	20.82	20.32
09	20.32	23.36	22.86
10	22.86	25.90	25.40
11	25.40	28.44	27.94
12	27.94	30.98	30.48
13	30.48	33.52	33.02
14	33.02	36.06	35.56
15	35.56	38.60	38.10
16	38.10	41.14	40.64
17	40.64	43.68	43.18
18	43.18	46.22	45.72
19	45.72	48.76	48.26
20	48.26	51.30	50.80
21	50.80	53.84	53.34
22	53.34	56.38	55.88
23	55.88	58.92	58.42
24	58.42	61.46	60.96
25	60.96	64.00	63.50
26	63.50	66.54	66.04
27	66.04	69.08	68.58
28	68.58	71.62	71.12
29	71.12	74.16	73.66
30	73.66	76.70	76.20
31	76.20	79.24	78.74
32	78.74	81.78	81.28
33	81.28	84.32	83.82
34	83.82	86.86	86.36
35	86.36	89.40	88.90
36	88.90	91.94	91.44
37	91.44	94.48	93.98
38	93.98	97.02	96.52
39	96.52	99.56	99.06
40	99.06	102.10	101.60

Recommended P.C.Board Layout
 (Tolerance:±0.05)



Ordering Information

C SHA1XX - XX XX A XXX X

1 X X

Color
 1=Black
 2=White
 3=Yellow
 E=Beige

Packing code
 A=Box
 B=Tray
 C=Tube
 D=Tape&Reel
 E=Cap+Tube
 F=Cap+Tape&Reel
 G=Acetate Tape+Tube
 H=Acetate Tape+Tape&Reel

Plastic specifications
 1=Single row
 2=Dual row
 3=Tripe row
 4=Quadruple

Water code
 02: X=1,H=XXX
 35: X=2,H=13.58
 36: X=3,H=16.12
 38: X=5,H=21.20

No. of Pins per Row
 02~40

Positioning column information
 A=No locating post
 B=Round post
 C=Square post

Pin length
 See the drawing

Insulator Material
 A=PBT
 R=Nylon(Halogen Free)
 C=LCP

Plating code
 01=Tin
 02=Gold Flash
 05=Gold Flash/Tin
 22=Matte Tin

格稜股份有限公司
Greenconn Corporation

GENERAL TOLERANCE	
X.*±5.0°	X.±0.30
.X*±3.0°	.X±0.25
.XX*±2.0°	.XX±0.15
.XXX*±1.0°	.XXX±0.10

DWG. NO.
 CSHA1XX-CAXX

PART NO.
 CSHA1XX-XXXX AXXX X1XX

TITLE.
 2.54 FEMALE HEADER
 SINGLE ROW DIP TYPE
 CONNECTOR

REV.	UNIT.	SCALE.	PAGE.
01	mm	4:1	1/1