

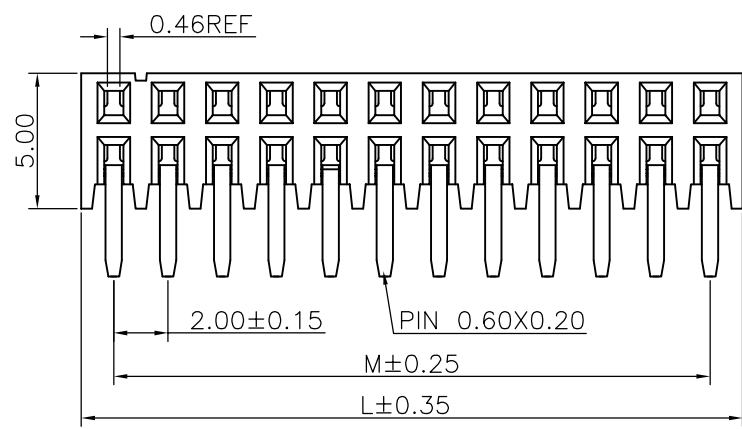
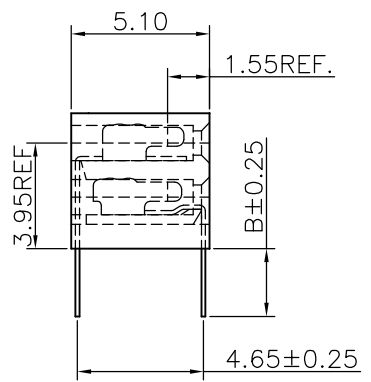
1 2 3 4 5 6 7 8 9

F
E
D
C
B
A

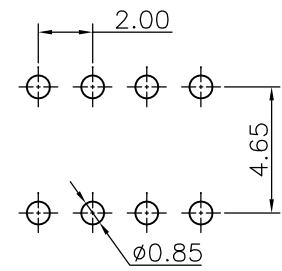
F
E
D
C
B
A



Specifications
 Current Rating:2.0Amp
 Insulation Resistance:1000MΩMin.
 Dielectric Withstanding Voltage:500VAC
 Contact Resistance:20mΩMax.
 Operating Temperature:-40°C to +105°C
 Materials
 Contact Material:Phosphor Bronze
 Insulator Material:
 PBT(Not resistant to high temperature),
 Nylon(High temperature resistance),
 LCP(High temperature resistance),
 UL 94V-0
 All materials must meet Greenconn
 hazardous substances control standards.



Recommended P.C.Board
 Layout
 (Tolerance:±0.05)



No. of PIN/ROW	Dimension Information	
	M	L
02	2.00	4.40
03	4.00	6.40
04	6.00	8.40
05	8.00	10.40
06	10.00	12.40
07	12.00	14.40
08	14.00	16.40
09	16.00	18.40
10	18.00	20.40
11	20.00	22.40
12	22.00	24.40
13	24.00	26.40
14	26.00	28.40
15	28.00	30.40
16	30.00	32.40
17	32.00	34.40
18	34.00	36.40
19	36.00	38.40
20	38.00	40.40
21	40.00	42.40
22	42.00	44.40
23	44.00	46.40
24	46.00	48.40
25	48.00	50.40

Ordering Information

CSFB204 - XX XX A XXX C 1 S X

Plastic specifications
 1=Single row
 2=Dual row
 3=Tripe row
 4=Quadruple

Water code

Positioning column information
 A=No locating post
 B=Round post
 C=Square post

Pin length
 See the drawing

Color
 1=Black
 2=White
 3=Yellow
 E=Beige

Packing code
 A=Box
 B=Tray
 C=Tube
 D=Tape&Reel

No. of Pins per Row
 02~25

Plating code
 01=Tin
 02=Gold Flash
 05=Gold Flash/Tin
 22=Matte Tin

Insulator Material
 A=PBT
 R=Nylon(Halogen Free)
 C=LCP

Contact Material
 A/S/K/T=Phosphor Bronze

格稜股份有限公司
Greenconn Corporation

REV. 01	UNIT. mm	SCALE. 4:1	PAGE. 1/1	GENERAL TOLERANCE		DESIGNED:	DATE:	DWG. NO. CSFB204-CAXX	TITLE. 2.00 FEMALE HEADER SIDE ENTRY SERIES CONNECTOR
				X.*±5.0*	X.±0.30	CHECKED:	DATE:		
				.X*±3.0*	.X±0.25	CO SIGNED:	DATE:		
				.XX*±2.0*	.XX±0.15	APPROVED:	DATE:		
				.XXX*±1.0*	.XXX±0.10			PART NO. CSFB204-XXXX AXXX X1SX	

1 2 3 4 5 6 7 8 9