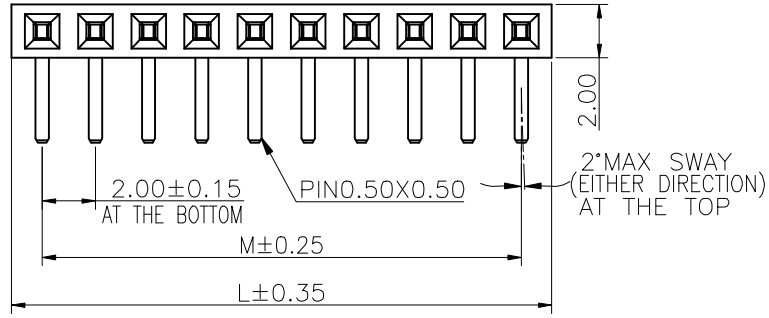


1 2 3 4 5 6 7 8 9

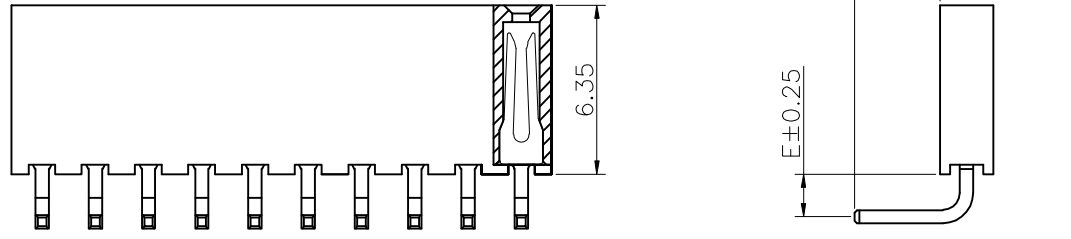
F



Specifications  
 Current Rating:2.0Amp  
 Insulation Resistance:1000MΩMin.  
 Dielectric Withstanding Voltage:500VAC  
 Contact Resistance:20mΩMax.  
 Operating Temperature:-40°C to +105°C  
 Materials  
 Contact Material:Phosphor Bronze  
 Insulator Material:  
 PBT(Not resistant to high temperature),  
 Nylon(High temperature resistance),  
 LCP(High temperature resistance),  
 UL 94V-0  
 All materials must meet Greenconn  
 hazardous substances control standards.

E

D



C

### Ordering Information

CSFB107 - XX XX A XXX C 1 S X

Plastic specifications  
 1=Single row  
 2=Dual row  
 3=Tripe row  
 4=Quadruple

Water code

No. of Pins per Row  
 02~40

Positioning column information  
 A=No locating post  
 B=Round post  
 C=Square post

Plating code  
 01=Tin  
 02=Gold Flash  
 05=Gold Flash/Tin  
 22=Matte Tin

Pin length  
 See the drawing

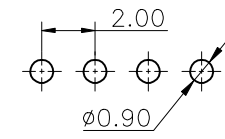
Insulator Material  
 A=PBT  
 R=Nylon(Halogen Free)  
 C=LCP

Color  
 1=Black  
 2=White  
 3=Yellow  
 E=Beige

Contact Material  
 A/S/K/T=Phosphor Bronze

Packing code  
 A=Box  
 B=Tray  
 C=Tube  
 D=Tape&Reel

Recommended P.C.Board  
 Layout  
 (Tolerance:±0.05)



No. of PIN/ROW	Dimension Information	
	M	L
02	2.00	4.30
03	4.00	6.30
04	6.00	8.30
05	8.00	10.30
06	10.00	12.30
07	12.00	14.30
08	14.00	16.30
09	16.00	18.30
10	18.00	20.30
11	20.00	22.30
12	22.00	24.30
13	24.00	26.30
14	26.00	28.30
15	28.00	30.30
16	30.00	32.30
17	32.00	34.30
18	34.00	36.30
19	36.00	38.30
20	38.00	40.30
21	40.00	42.30
22	42.00	44.30
23	44.00	46.30
24	46.00	48.30
25	48.00	50.30
26	50.00	52.30
27	52.00	54.30
28	54.00	56.30
29	56.00	58.30
30	58.00	60.30
31	60.00	62.30
32	62.00	64.30
33	64.00	66.30
34	66.00	68.30
35	68.00	70.30
36	70.00	72.30
37	72.00	74.30
38	74.00	76.30
39	76.00	78.30
40	78.00	80.30

A

<b>格菱股份有限公司</b> <b>Greenconn Corporation</b>				GENERAL TOLERANCE		DESIGNED:	DATE:	DWG. NO. CSFB107-CAXX	TITLE. 2.00 FEMALE HEADER SINGLE ROW R/A TYPE SIDE ENTRY
				X: ±5.0'	X: ±0.30	CHECKED:	DATE:		
REV.	UNIT.	SCALE.	PAGE.	.XX' ±2.0'	.XX ±0.15	CO SIGNED:	DATE:	PART NO. CSFB107-XXXX AXXX X1SX	
01	mm	4:1	1/1	.XXX' ±1.0'	.XXX ±0.10	APPROVED:	DATE:		

1 2 3 4 5 6 7 8 9

F

E

D

C

B

A