

1 2 3 4 5 6 7 8 9

F

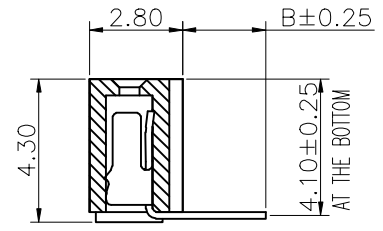
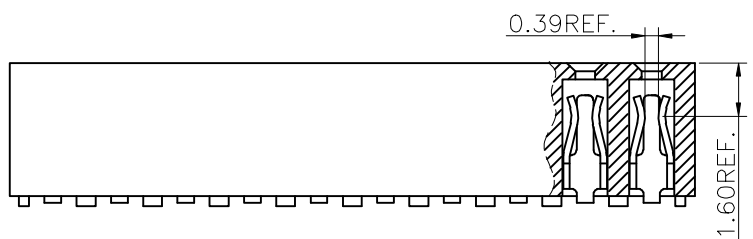
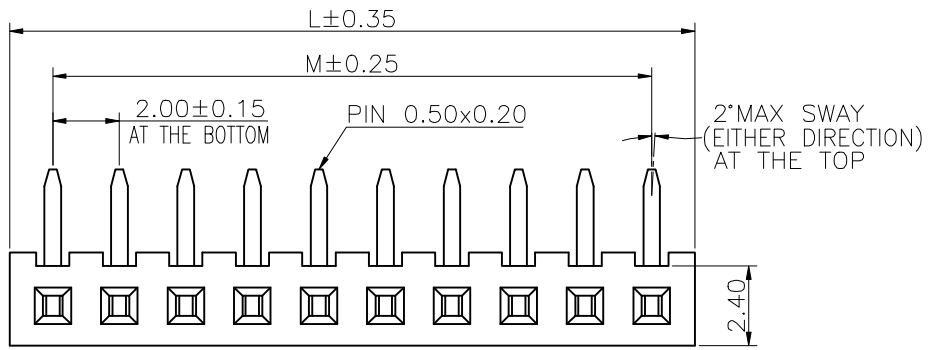
E

D

C

B

A



Specifications  
 Current Rating:2.0Amp  
 Insulation Resistance:1000MΩMin.  
 Dielectric Withstanding Voltage:500VAC  
 Contact Resistance:20mΩMax.  
 Operating Temperature:-40°C to +105°C  
 Materials  
 Contact Material:Phosphor Bronze  
 Insulator Material:  
 PBT(Not resistant to high temperature),  
 Nylon(High temperature resistance),  
 LCP(High temperature resistance),  
 UL 94V-0  
 All materials must meet Greenconn  
 hazardous substances control standards.

No. of PIN/ROW	Dimension Information	
	M	L
02	2.00	4.60
03	4.00	6.60
04	6.00	8.60
05	8.00	10.60
06	10.00	12.60
07	12.00	14.60
08	14.00	16.60
09	16.00	18.60
10	18.00	20.60
11	20.00	22.60
12	22.00	24.60
13	24.00	26.60
14	26.00	28.60
15	28.00	30.60
16	30.00	32.60
17	32.00	34.60
18	34.00	36.60
19	36.00	38.60
20	38.00	40.60
21	40.00	42.60
22	42.00	44.60
23	44.00	46.60
24	46.00	48.60
25	48.00	50.60
26	50.00	52.60
27	52.00	54.60
28	54.00	56.60
29	56.00	58.60
30	58.00	60.60
31	60.00	62.60
32	62.00	64.60
33	64.00	66.60
34	66.00	68.60
35	68.00	70.60
36	70.00	72.60
37	72.00	74.60
38	74.00	76.60
39	76.00	78.60
40	78.00	80.60

Ordering Information

CSFB102 - XX XX A XXX C 1 S X

Plastic specifications  
 1=Single row  
 2=Dual row  
 3=Tripe row  
 4=Quadruple

Water code

No. of Pins per Row  
 02~40

Positioning column information  
 A=No locating post  
 B=Round post  
 C=Square post

Plating code  
 01=Tin  
 02=Gold Flash  
 05=Gold Flash/Tin  
 22=Matte Tin

Pin length  
 See the drawing

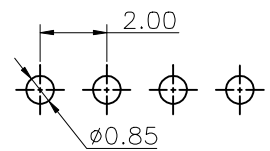
Insulator Material  
 A=PBT  
 R=Nylon(Halogen Free)  
 C=LCP

Color  
 1=Black  
 2=White  
 3=Yellow  
 E=Beige

Contact Material  
 A/S/K/T=Phosphor Bronze

Packing code  
 B=Tray  
 C=Tube  
 D=Tape&Reel

Recommended P.C.Board Layout  
 (Tolerance:±0.05)



格稜股份有限公司  
**Greenconn Corporation**

GENERAL TOLERANCE	
X.'±5.0'	X.±0.30
.X'±3.0'	.X±0.25
.XX'±2.0'	.XX±0.15
.XXX'±1.0'	.XXX±0.10

DESIGNED:	DATE:
CHECKED:	DATE:
CO SIGNED:	DATE:
APPROVED:	DATE:

DWG. NO.  
 CSFB102-CAXX

PART NO.  
 CSFB102-XXXX AXXX X1SX

TITLE.  
 2.00 FEMALE HEADER  
 SINGLE ROW  
 RIHGT ANGLE SERIES

1 2 3 4 5 6 7 8 9