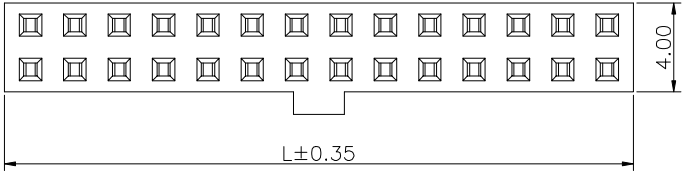


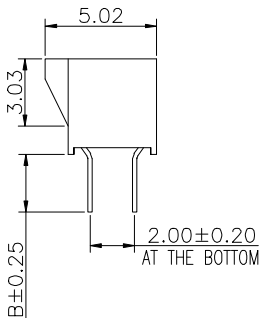
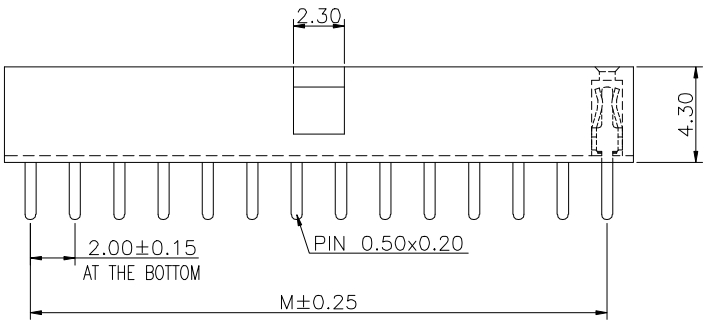
1 2 3 4 5 6 7 8 9

F

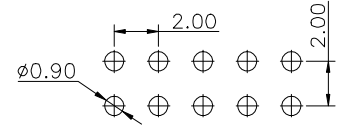


E

D



Recommended P.C.Board Layout  
(Tolerance:±0.05)



**Specifications**  
 Current Rating:2.0Amp  
 Insulation Resistance:1000MΩMin.  
 Dielectric Withstanding Voltage:500VAC  
 Contact Resistance:20mΩMax.  
 Operating Temperature:-40°C to +105°C  
**Materials**  
 Contact Material:Copper alloy  
 High Temperature Thermoplastic: Suitable for Reflow Soldering Process (LCP, Nylon HTN, Nylon9T)  
 Regular Thermoplastic: Only Suitable for Wave Soldering Process (PBT).  
 All materials must meet Greenconn hazardous substances control standards.

No. of PIN/ROW	Dimension Information	
	M	L
03	4.00	6.35
04	6.00	8.35
05	8.00	10.35
06	10.00	12.35
07	12.00	14.35
08	14.00	16.35
09	16.00	18.35
10	18.00	20.35
11	20.00	22.35
12	22.00	24.35
13	24.00	26.35
14	26.00	28.35
15	28.00	30.35
16	30.00	32.35
17	32.00	34.35
18	34.00	36.35
19	36.00	38.35
20	38.00	40.35
21	40.00	42.35
22	42.00	44.35
23	44.00	46.35
24	46.00	48.35
25	48.00	50.35
26	50.00	52.35
27	52.00	54.35
28	54.00	56.35
29	56.00	58.35
30	58.00	60.35
31	60.00	62.35
32	62.00	64.35
33	64.00	66.35
34	66.00	68.35
35	68.00	70.35
36	70.00	72.35
37	72.00	74.35
38	74.00	76.35
39	76.00	78.35
40	78.00	80.35

### Ordering Information

C SFA227 - XX XX A XXX X X X X

Plastic specifications  
 1=Single row  
 2=Dual row  
 3=Tripe row  
 4=Quadruple

Water code

No. of Pins per Row  
 03~40

Positioning column information  
 A=No locating post  
 B=Round post  
 C=Square post

Plating code  
 01=Tin  
 02=Gold Flash  
 05=Gold Flash/Tin  
 22=Matte Tin

Pin length  
 See the drawing

Insulator Material  
 A=PBT  
 R=Nylon(Halogen Free)  
 C=LCP  
 J=NYLON-9T

Color  
 1=Black  
 2=White  
 3=Yellow  
 E=Beige

Contact Material  
 A/S/K/T=Phosphor Bronze  
 B/Z/H/W=Brass

Packing code  
 A=Box  
 C=Tube  
 D=Tape&Reel  
 G=Acetate Tape+Tube  
 H=Acetate Tape+Tape&Reel

A

<p>Website:www.greenconn.com E-mail:sales@greenconn.com</p>		3RD.ANG PROJ. 	GENERAL TOLERANCE		DESIGNED:	DATE:	DWG. NO. CSFA227-Series	TITLE. 2.00 FEMALE HEADER DUAL ROWS DIP TYPE CONNECTOR
			X.±5.0'	X.±0.30				
REV. 01	UNIT. mm	SCALE. 4:1	PAGE. 1/1	.X'±3.0'	.X±0.25	APPROVED:	DATE:	PART NO. CSFA227-Series
				.XX'±2.0'	.XX±0.15			
				.XXX'±1.0'	.XXX±0.10			

1 2 3 4 5 6 7 8 9

F

E

D

C

B

A