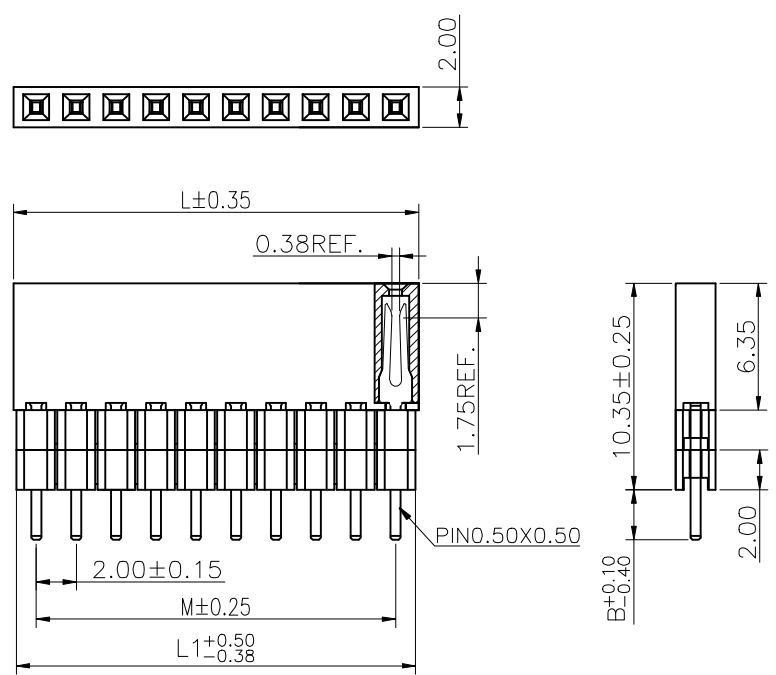


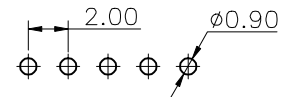
1 2 3 4 5 6 7 8 9

F  
E  
D  
C  
B  
A



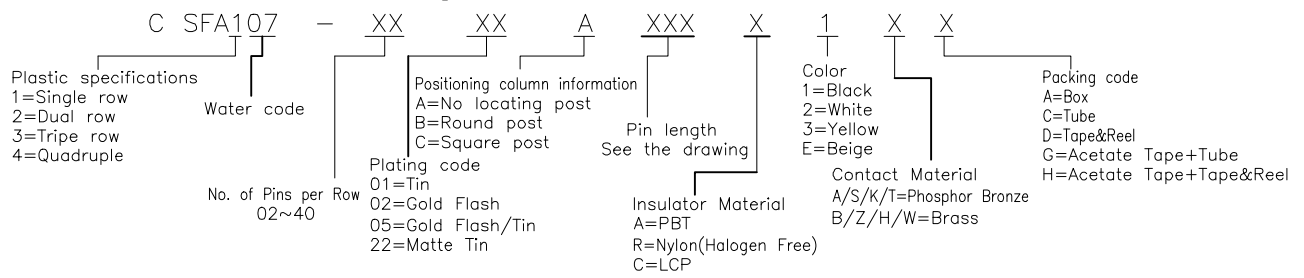
Specifications  
 Current Rating:2.0Amp  
 Insulation Resistance:1000MΩMin.  
 Dielectric Withstanding Voltage:500VAC  
 Contact Resistance:20mΩMax.  
 Operating Temperature:-40°C to +105°C  
 Materials  
 Contact Material:Phosphor Bronze  
 Insulator Material:  
 PBT(Not resistant to high temperature),  
 Nylon(High temperature resistance),  
 LCP(High temperature resistance),  
 UL 94V-0  
 All materials must meet Greenconn  
 hazardous substances control standards.

Recommended P.C.Board  
 Layout  
 (Tolerance:±0.05)



No. of PIN/ROW	Dimension Information		
	M	L	L1
02	2.00	4.30	4.00
03	4.00	6.30	6.00
04	6.00	8.30	8.00
05	8.00	10.30	10.00
06	10.00	12.30	12.00
07	12.00	14.30	14.00
08	14.00	16.30	16.00
09	16.00	18.30	18.00
10	18.00	20.30	20.00
11	20.00	22.30	22.00
12	22.00	24.30	24.00
13	24.00	26.30	26.00
14	26.00	28.30	28.00
15	28.00	30.30	30.00
16	30.00	32.30	32.00
17	32.00	34.30	34.00
18	34.00	36.30	36.00
19	36.00	38.30	38.00
20	38.00	40.30	40.00
21	40.00	42.30	42.00
22	42.00	44.30	44.00
23	44.00	46.30	46.00
24	46.00	48.30	48.00
25	48.00	50.30	50.00
26	50.00	52.30	52.00
27	52.00	54.30	54.00
28	54.00	56.30	56.00
29	56.00	58.30	58.00
30	58.00	60.30	60.00
31	60.00	62.30	62.00
32	62.00	64.30	64.00
33	64.00	66.30	66.00
34	66.00	68.30	68.00
35	68.00	70.30	70.00
36	70.00	72.30	72.00
37	72.00	74.30	74.00
38	74.00	76.30	76.00
39	76.00	78.30	78.00
40	78.00	80.30	80.00

### Ordering Information



格稜股份有限公司  
**Greenconn Corporation**

GENERAL TOLERANCE		DESIGN:	DATE:
X.'±5.0'	X.±0.30	CHECKED:	DATE:
.X'±3.0'	.X±0.25	AUDITED:	DATE:
.XX'±2.0'	.XX±0.15	APPROVED:	DATE:
.XXX'±1.0'	.XXX±0.10		

DWG. NO.  
 CSFA107-Series  
 PART NO.  
 CSFA107-Series

TITLE.  
 2.00 FEMALE HEADER  
 SINGLE ROW DIP TYPE  
 CONNECTOR

REV. A	UNIT. mm	SCALE. 3:1	PAGE. 1/1	
--------	----------	------------	-----------	--

1 2 3 4 5 6 7 8 9