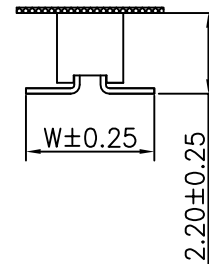
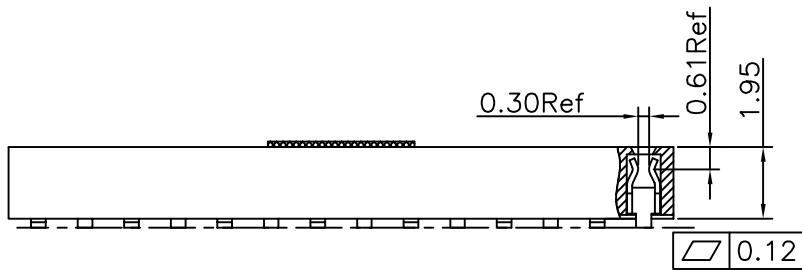
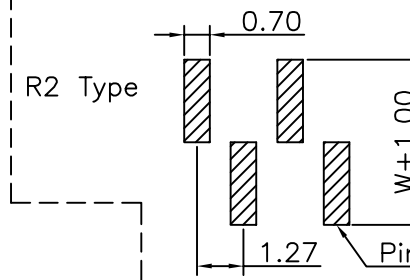
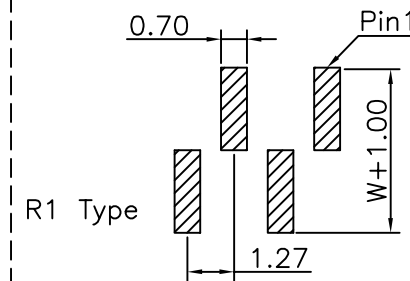


Specifications  
 Current Rating:1Amp  
 Insulation Resistance:1000MΩMin.  
 Dielectric Withstanding Voltage:300VAC  
 Contact Resistance:20mΩMax.  
 Operating Temperature:-40°C to +105°C  
 Materials  
 Contact Material:Phosphor Bronze  
 Insulator Material:High Temperature Thermoplastic, UL 94V-0 LCP or the equivalent material  
 All materials must meet Greenconn requirement for environment protection.

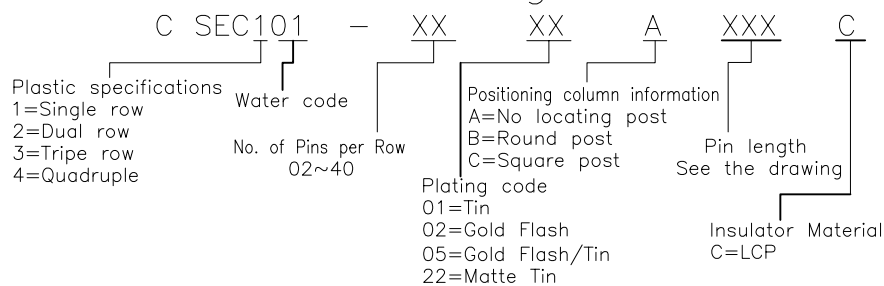


Recommended P.C.Board Layout  
 (Tolerance:±0.05)



No. of PIN/ROW	Dimension Information	
	M	L
02	1.27	2.89
03	2.54	4.16
04	3.81	5.43
05	5.08	6.70
06	6.35	7.97
07	7.62	9.24
08	8.89	10.51
09	10.16	11.78
10	11.43	13.05
11	12.70	14.32
12	13.97	15.59
13	15.24	16.86
14	16.51	18.13
15	17.78	19.40
16	19.05	20.67
17	20.32	21.94
18	21.59	23.21
19	22.86	24.48
20	24.13	25.75
21	25.40	27.02
22	26.67	28.29
23	27.94	29.56
24	29.21	30.83
25	30.48	32.10
26	31.75	33.37
27	33.02	34.64
28	34.29	35.91
29	35.56	37.18
30	36.83	38.45
31	38.10	39.72
32	39.37	40.99
33	40.64	42.26
34	41.91	43.53
35	43.18	44.80
36	44.45	46.07
37	45.72	47.34
38	46.99	48.61
39	48.26	49.88
40	49.53	51.15

### Ordering Information



格稜股份有限公司  
**Greenconn Corporation**

GENERAL TOLERANCE	
X.*±5.0°	X.±0.30
.X*±3.0°	.X±0.25
.XX*±2.0°	.XX±0.15
.XXX*±1.0°	.XXX±0.10

DESIGN:	DATE:
CHECKED:	DATE:
AUDITED:	DATE:
APPROVED:	DATE:

DWG. NO.	CSEC101-CAXX
PART NO.	CSEC101-XXXX AXXX C1AX

TITLE:  
 1.27 FEMALE HEADER  
 SINGLE ROWS SMT TYPE  
 CONNECTOR

REV.	UNIT.	SCALE.	PAGE.
01	mm	5:1	1/1