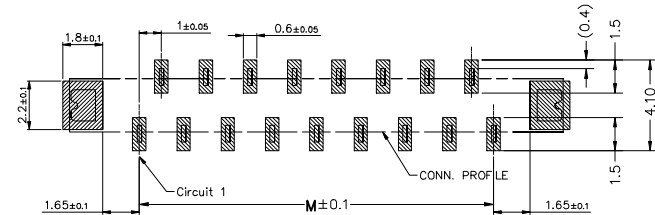
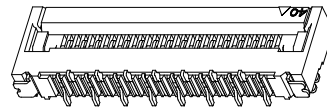
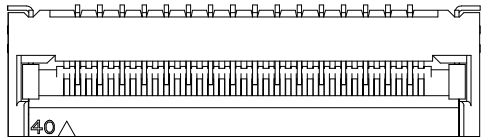


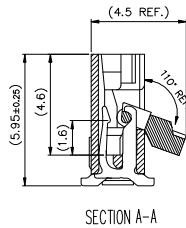
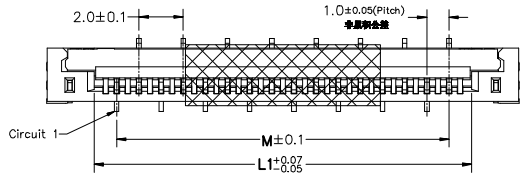
1 2 3 4 5 6 7 8 9

F

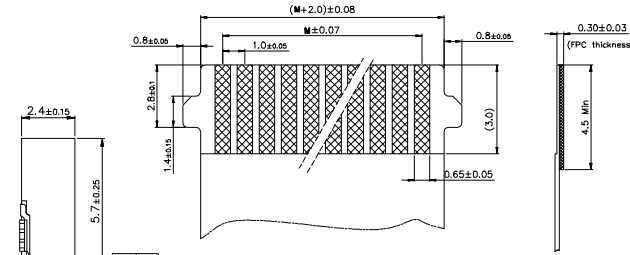


适用线路板
RECOMMENDED PCB LAYOUT

E

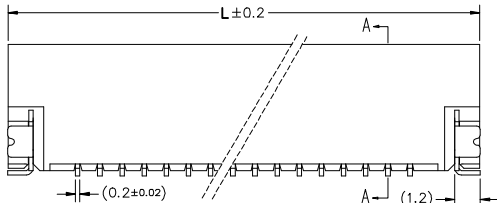


SECTION A-A

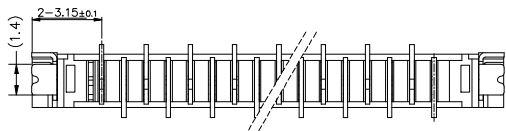


适用FPC寸法(带勾)
APPLICABLE FPC(+LOCK)

D



C



Ordering Information

C FCC137 - XX XX A 001 C X A X

No. of Pins per Row See Table Standard Plating 22=Matte Tin

Color 2=White Standard Packing C=Tube D=T&R

Specifications
 Current Rating:1.0Amp
 Insulation Resistance:500MΩ Min.
 Dielectric Withstanding Voltage:500VAC
 Contact Resistance:0.03Ω Max.
 Operating Temperature:-40°C to +105°C
 Materials
 Contact Material:PHOSPHOR BRONZE
 Insulation Material:High Temperture Thermoplastic UL94V-0 LCP
 All materials must meet GREENCONN hazardous substances control standards.

Table

No. of PIN/ROW	Dim M	Dim L1	Dim L
08	7.00	9.06	13.30
09	8.50	10.06	14.30
10	9.50	11.06	15.30
13	12.00	14.06	18.30
15	14.00	16.06	20.30
17	16.00	18.06	22.30

名称	材料	数量	附注
插针 Fitting Nail	磷青铜 Phosphor Bronze	2	电镀(镍): 整个表面镀层30u"MIN, 再镀厚镍 80u"MIN..
脚踏 Actuator	LCP (UL94V-0)	1	黑色
端子 Contact	磷青铜 Phosphor Bronze	n*1	电镀(镍): 整个表面镀层30u"MIN, 再镀厚镍 80u"MIN..
插壳 Housing	LCP (UL94V-0)	1	本色

A

<p>Website: www.greenconn.com E-mail: sales@greenconn.com</p>	<p>3RD.ANG PROJ.</p>	<p>GENERAL TOLERANCE</p>		<p>DESIGNED:</p>	<p>DATE:</p>	<p>DWG. NO. CFCC137-CA001CA</p>	<p>TITLE. 1.0 FPC CONN.ZIF SMT FRONTFLIP H=2.4 VERTICAL CONTACT</p>
		<p>REV. A</p>	<p>UNIT. mm</p>				
			<p>X: ±3.0'</p>	<p>X: ±/</p>			
			<p>.X' ±0.5'</p>	<p>.X ±0.25</p>			
			<p>.XX' ±/</p>	<p>.XX ±0.12</p>			
			<p>.XXX' ±/</p>	<p>.XXX ±0.05</p>			

1 2 3 4 5 6 7 8 9

F

E

D

C

B

A