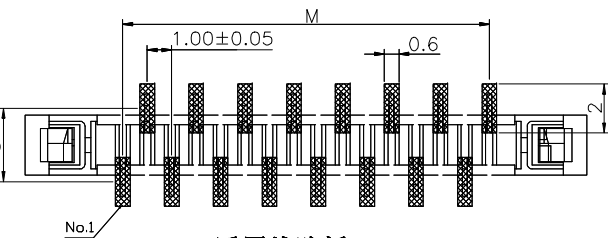
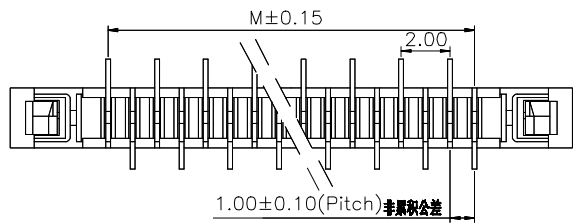
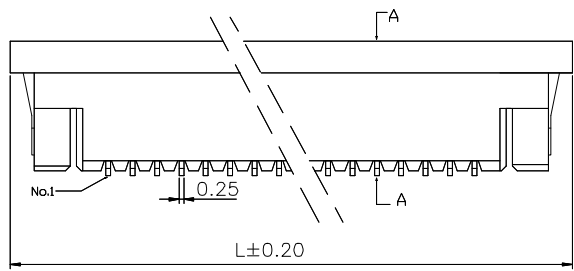
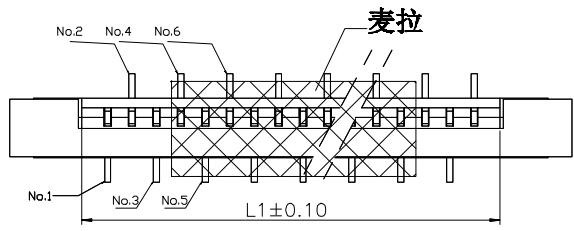
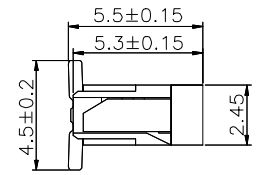
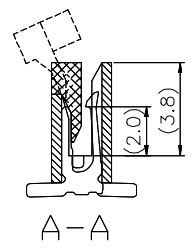


1 2 3 4 5 6 7 8 9

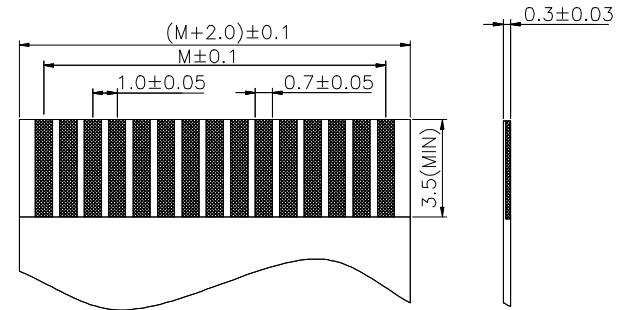
F
E
D
C
B
A



适用线路板
RECOMMENDED PCB LAYOUT



Specifications
 Current Rating:1.0AMPS
 Operating Voltage:125V AC DC
 Dielectric Withstanding Voltage:
 500VAC/Minute
 Contact Resistance:30mΩ Max.
 Insulation Resistance:500MΩ Min.
 Operating Temperature:-25°C to +85°C
Materials
 Contact Material:Phosphor Bronze
 Insulator Material:High Temperature
 Thermoplastic, UL 94V-0 LCP
 All materials must meet GREENCONN
 hazardous substances control standards.



适用FPC寸法
APPLICABLE FPC

Table:

No. of PINS	Dimension Information			No. of PINS	Dimension Information		
	M	L1	L		M	L1	L
4	3.0	5.06	11.0	23	22.0	24.06	30.0
5	4.0	6.06	12.0	24	23.0	25.06	31.0
6	5.0	7.06	13.0	25	24.0	26.06	32.0
7	6.0	8.06	14.0	26	25.0	27.06	33.0
8	7.0	9.06	15.0	27	26.0	28.06	34.0
9	8.0	10.06	16.0	28	27.0	29.06	35.0
10	9.0	11.06	17.0	29	28.0	30.06	36.0
11	10.0	12.06	18.0	30	29.0	31.06	37.0
12	11.0	13.06	19.0	31	30.0	32.06	38.0
13	12.0	14.06	20.0	32	31.0	33.06	39.0
14	13.0	15.06	21.0	33	32.0	34.06	40.0
15	14.0	16.06	22.0	34	33.0	35.06	41.0
16	15.0	17.06	23.0	35	34.0	36.06	42.0
17	16.0	18.06	24.0	36	35.0	37.06	43.0
18	17.0	19.06	25.0	37	36.0	38.06	44.0
19	18.0	20.06	26.0	38	37.0	39.06	45.0
20	19.0	21.06	27.0	39	38.0	40.06	46.0
21	20.0	22.06	28.0	40	39.0	41.06	47.0
22	21.0	23.06	29.0				

Ordering Information

C FCC107-XX XX A 006 C X A X
 No. of Pins per Row 04~40 Standard Plating 01=Tin Selective Plating 02=Gold Flash
 Color 2=White Standard Packing H=Mylar+Tape&Reel



Website:www.greenconn.com
 E-mail:sales@greenconn.com

REV. 01	UNIT. mm	SCALE. 1:1	PAGE. 1/1	GENERAL TOLERANCE		DESIGNED:	DATE:	DWG. NO. CFCC107-CA006	TITLE. Pitch 1.00 FPC Connector		
				X:±/	X.±0.30					CHECKED:	DATE:
				.X'±/	.X±0.25						
.XX'±/	.XX±0.15	PART NO. CFCC107-XXXXA006CXAX									
					.XXX'±/	.XXX±0.10					

1 2 3 4 5 6 7 8 9