# Pin Header

pitch 1.27mm (0.05") | Single row | R/A

GPEB101
GPEB115 Series

## Specifications

| | |
|---|---|
| Current Rating : | 1.0 Ampere |
| Insulation Resistance : | 1000 MΩ Min |
| Dielectric Withstanding : | 300V AC |
| Contact Resistance : | 20 mΩ Max |
| Operating Temperature : | -40˚C to +105˚C |

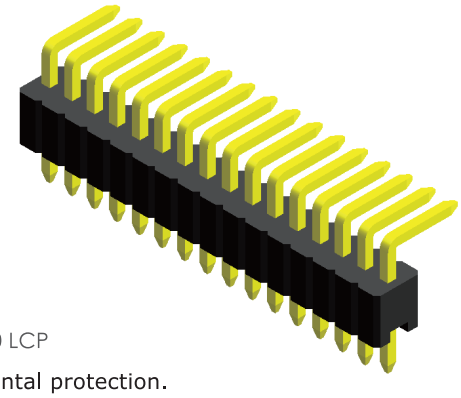

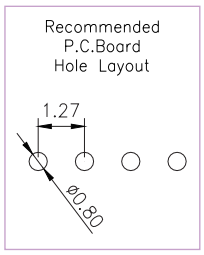


## Materials

| | |
|---|---|
| Contact Material : | Brass |
| Insulation Material : | High Temperature Thermoplastic, 94V-0 LCP |

All materials must meet Greenconn's requirements for environmental protection.

## Mating with

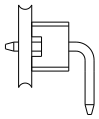

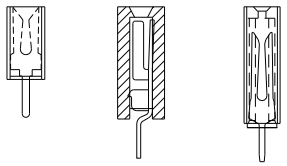

C28 C29 C30

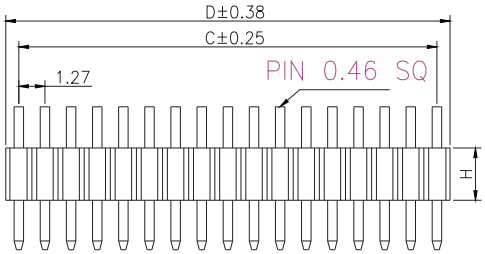


R1 TYPE

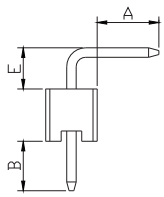


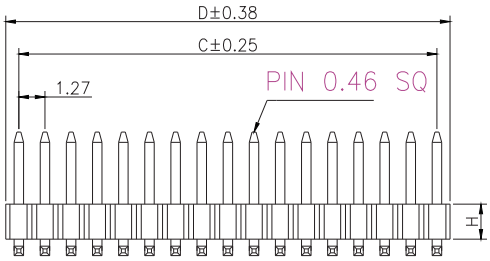


R2 TYPE

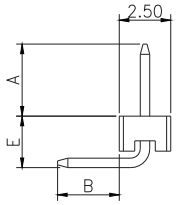


* For Coded Dimension Not Inside The Table, Please Refer To"Ordering Information"

| No. of Pins/Row | Dimension Information C | Dimension Information D | | No. of Pins/Row | Dimension Information C | Dimension Information D | | No. of Pins/Row | Dimension Information C | Dimension Information D | | No. of Pins/Row | Dimension Information C | Dimension Information D | |
|---|---|---|---|---|---|---|---|---|---|---|---|---|---|---|---|
| | | | | 14 | 16.51 | 17.78 | | 27 | 33.02 | 34.29 | | 40 | 49.53 | 50.80 | |
| 02 | 1.27 | 2.54 | | 15 | 17.78 | 19.05 | | 28 | 34.29 | 35.56 | | 41 | 50.80 | 52.07 | |
| 03 | 2.54 | 3.81 | | 16 | 19.05 | 20.32 | | 29 | 35.56 | 36.83 | | 42 | 52.07 | 53.34 | |
| 04 | 3.81 | 5.08 | | 17 | 20.32 | 21.59 | | 30 | 36.83 | 38.10 | | 43 | 53.34 | 54.61 | |
| 05 | 5.08 | 6.35 | | 18 | 21.59 | 22.86 | | 31 | 38.10 | 39.37 | | 44 | 54.61 | 55.88 | |
| 06 | 6.35 | 7.62 | | 19 | 22.86 | 24.13 | | 32 | 39.37 | 40.64 | | 45 | 55.88 | 57.15 | |
| 07 | 7.62 | 8.89 | | 20 | 24.13 | 25.40 | | 33 | 40.64 | 41.91 | | 46 | 57.15 | 57.42 | |
| 08 | 8.89 | 10.16 | | 21 | 25.40 | 26.67 | | 34 | 41.91 | 43.18 | | 47 | 57.42 | 59.69 | |
| 09 | 10.16 | 11.43 | | 22 | 26.67 | 27.94 | | 35 | 43.18 | 44.45 | | 48 | 59.69 | 60.96 | |
| 10 | 11.43 | 12.70 | | 23 | 27.94 | 29.21 | | 36 | 44.45 | 45.72 | | 49 | 60.96 | 62.23 | |
| 11 | 12.70 | 13.97 | | 24 | 29.21 | 30.48 | | 37 | 45.72 | 46.99 | | 50 | 62.23 | 63.50 | |
| 12 | 13.97 | 15.24 | | 25 | 30.48 | 31.75 | | 38 | 46.99 | 48.26 | | | | | |
| 13 | 15.24 | 16.51 | | 26 | 31.75 | 33.02 | | 39 | 48.26 | 49.53 | | | | | |

## Ordering Information

GPEB1 [XX] - XX [XX] [X] [XXX] C1BC

**Height Option (H)**
- [01] : H=2.54
- [15] : H=1.40

**No. of Pins per Row**
- [02]
- ~
- [50]

**Standard Plating**
- [02] : Gold Flash

**Selective Plating**
- [01] : Tin
- [05] : Gold Flash / Tin

**Pin Length (A/B/E) (Type)**
- [A]
- GPEB101...A [033] : A=3.75 / B=2.80 / E=1.70 (R1)
- GPEB115...A [005] : A=2.90 / B=2.45 / E=2.80 (R2)

For special length requirement
Please contact our sales personnel

**Stardand Packaging : Tube**