Pin Header ▶

pitch 1.00mm (0.039") | Single row | S.M.T

GPCD102 Series

Specifications

Current Rating :	1.0 Ampere
Insulation Resistance :	1000 MΩ Min
Dielectric Withstanding :	300V AC
Contact Resistance :	20 mΩ Max
Operating Temperature :	-40˚C to +105˚C



Materials

Contact Material :	Phosphor Bronze
Insulation Material :	High Temperature Thermoplastic, 94V-0 LCP

All materials must meet Greenconn's requirements for environmental protection.

Mating with

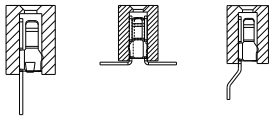

B17 B18 B19

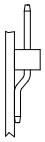

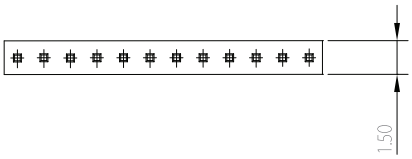

Recommended P.C.Board Layout

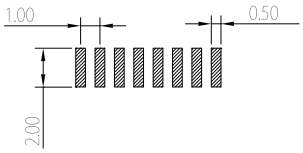

(Tolerance:±0.05)

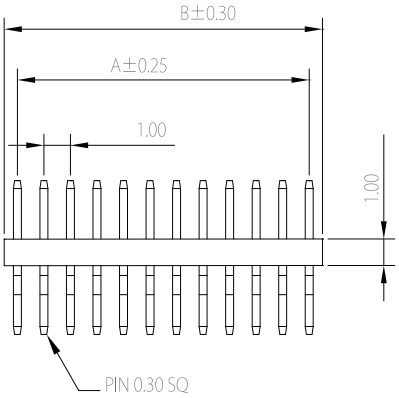

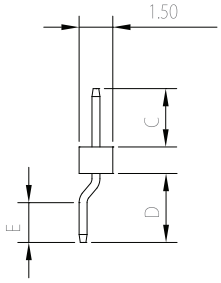

* For Coded Dimension Not Inside The Table, Please Refer To"Ordering Information"

No. of Pins/Row	Dimension Information A	B	
02	1.00	2.00	
03	2.00	3.00	
04	3.00	4.00	
05	4.00	5.00	
06	5.00	6.00	
07	6.00	7.00	
08	7.00	8.00	
09	8.00	9.00	
10	9.00	10.00	

No. of Pins/Row	Dimension Information A	B	
11	10.00	11.00	
12	11.00	12.00	
13	12.00	13.00	
14	13.00	14.00	
15	14.00	15.00	
16	15.00	16.00	
17	16.00	17.00	
18	17.00	18.00	
19	18.00	19.00	
20	19.00	20.00	

No. of Pins/Row	Dimension Information A	B	
21	20.00	21.00	
22	21.00	22.00	
23	22.00	23.00	
24	23.00	24.00	
25	24.00	25.00	
26	25.00	26.00	
27	26.00	27.00	
28	27.00	28.00	
29	28.00	29.00	
30	29.00	30.00	

No. of Pins/Row	Dimension Information A	B	
31	30.00	31.00	
32	31.00	32.00	
33	32.00	33.00	
34	33.00	34.00	
35	34.00	35.00	
36	35.00	36.00	
37	36.00	37.00	
38	37.00	38.00	
39	38.00	39.00	
40	39.00	40.00	

Ordering Information

GPCD1 [XX] - XX [XX] [X] [XXX] C1AC

Height Option (H) Standard
- 02

No. of Pins per Row
- 02 ~ 40

Standard Plating
- 02 : Gold Flash

Selective Plating
- 01 : Tin

Stardand Packaging : Tube

Pin Length (C/D/E)
- A
- 001 : C=2.20 / D=2.60 / E=1.50
- 007 : C=3.00 / D=2.60 / E=1.50

For special length requirement
Please contact our sales personnel

Due to technical progress, all designs, specifications and components are subject to change without notice.