Female Header

pitch 2.54mm (0.1") | Dual row | S.M.T.

CSHC210 Series

Specifications

Current Rating :	3.0 Ampere
Insulation Resistance :	1000 MΩ Min
Dielectric Withstanding :	600V AC
Contact Resistance :	20 mΩ Max
Operating Temperature :	-40˚C to +105˚C



Materials

Contact Material :	Phosphor Bronze
Insulation Material :	High Temperature Thermoplastic, 94V-0 Nylon

All materials must meet Greenconn's requirements for environmental protection.

Mating with

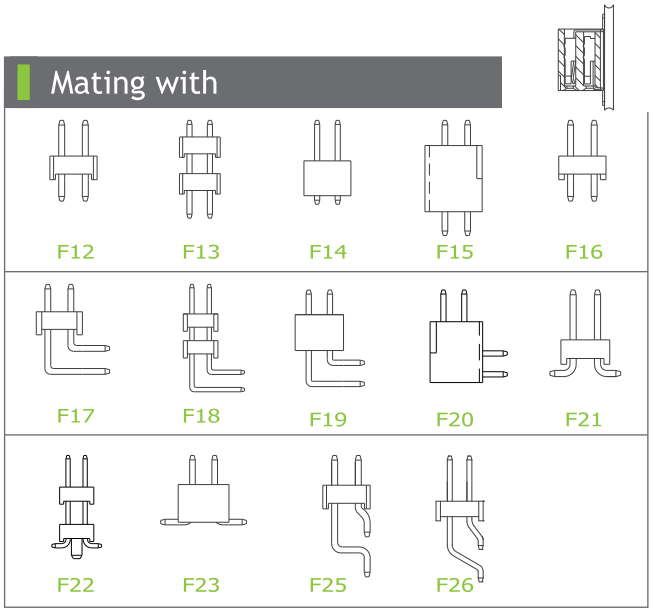

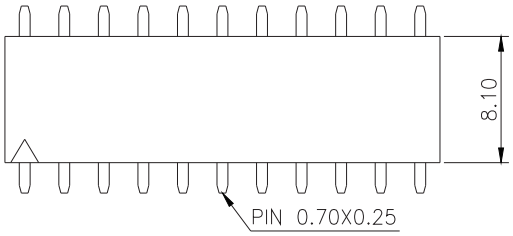

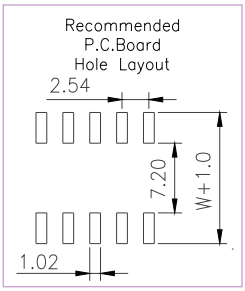

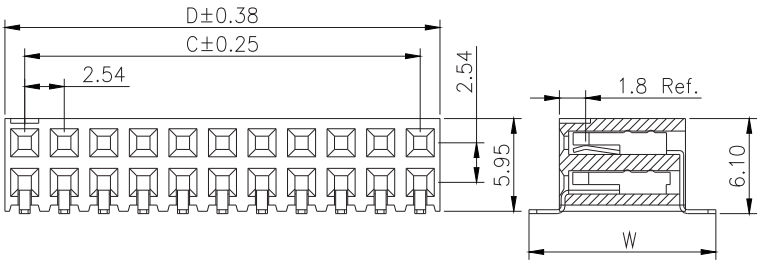

P.S. : Suggested mating pin length : 4.0 ~ 7.5 mm

* For Coded Dimension Not Inside The Table, Please Refer To"Ordering Information"

No. of Pins/Row	Dimension Information C	Dimension Information D	No. of Pins/Row	Dimension Information C	Dimension Information D	No. of Pins/Row	Dimension Information C	Dimension Information D	No. of Pins/Row	Dimension Information C	Dimension Information D
			11	25.40	28.44	21	50.80	53.84	31	76.20	79.24
02	2.54	5.58	12	27.94	30.98	22	53.34	56.38	32	78.74	81.78
03	5.08	8.12	13	30.48	33.52	23	55.88	58.92	33	81.28	84.32
04	7.62	10.66	14	33.02	36.06	24	58.42	61.46	34	83.82	86.86
05	10.16	13.20	15	35.56	38.60	25	60.96	64.00	35	86.36	89.40
06	12.70	15.74	16	38.10	41.14	26	63.50	66.54	36	88.90	91.94
07	15.24	18.28	17	40.64	43.68	27	66.04	69.08	37	91.44	94.48
08	17.78	20.82	18	43.18	46.22	28	68.58	71.62	38	93.98	97.02
09	20.32	23.36	19	45.72	48.76	29	71.12	74.16	39	96.52	99.56
10	22.86	25.90	20	48.26	51.30	30	73.66	76.70	40	99.06	102.10

Ordering Information

CSHC2 [XX] - XX [XX] [X] [XXX] R1AC

Height Option (H)
- 10

No. of Pins per Row
- 02 ~ 40

Standard Plating
- 02 : Gold Flash

Selective Plating
- 01 : Tin
- 05 : Gold Flash / Tin

Stardand Packaging : Tube
- A

Pin Length (W)
- 001 : W=12.00

For special length requirement
Please contact our sales personnel