Female Header

pitch 2.54mm (0.1") | Dual row | S.M.T. | Board spacer | Locating peg

CSHC204 Series

Specifications

Current Rating :	3.0 Ampere
Insulation Resistance :	1000 MΩ Min
Dielectric Withstanding :	600V AC
Contact Resistance :	20 mΩ Max
Operating Temperature :	-40˚C to +105˚C



Materials

Contact Material :	Phosphor Bronze
Insulation Material :	High Temperature Thermoplastic, 94V-0 Nylon

All materials must meet Greenconn's requirements for environmental protection.

Mating with

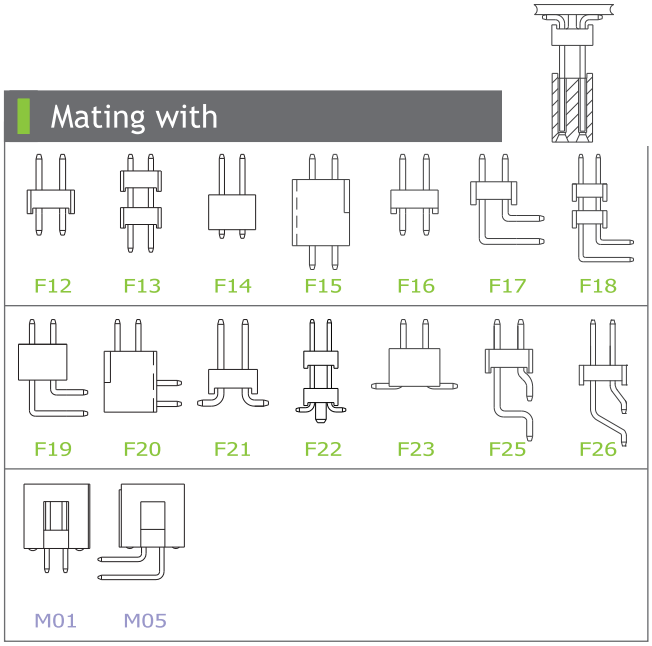

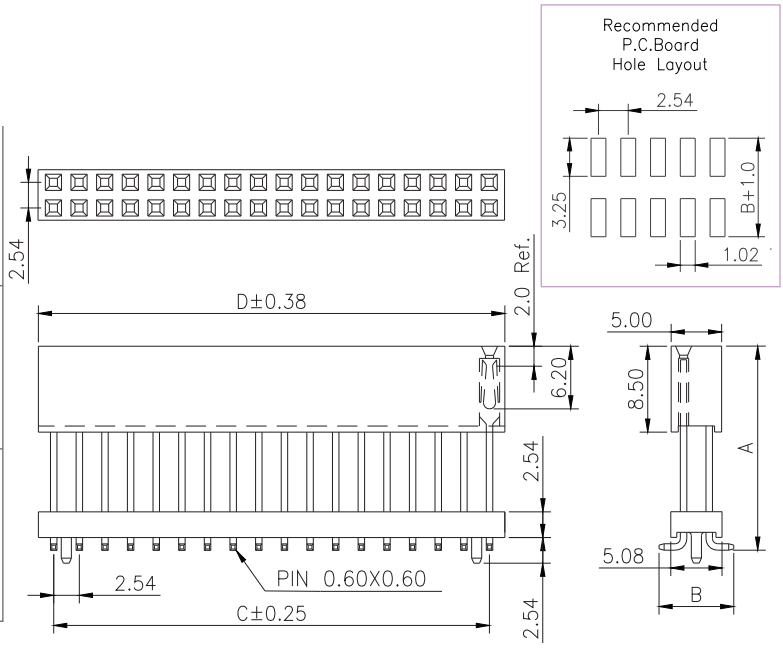

P.S. : Suggested mating pin length : 4.0 ~ 6.0 mm

* For Coded Dimension Not Inside The Table, Please Refer To"Ordering Information"

No. of Pins/Row	Dimension Information C	Dimension Information D
02	2.54	5.58
03	5.08	8.12
04	7.62	10.66
05	10.16	13.20
06	12.70	15.74
07	15.24	18.28
08	17.78	20.82
09	20.32	23.36
10	22.86	25.90

No. of Pins/Row	Dimension Information C	Dimension Information D
11	25.40	28.44
12	27.94	30.98
13	30.48	33.52
14	33.02	36.06
15	35.56	38.60
16	38.10	41.14
17	40.64	43.68
18	43.18	46.22
19	45.72	48.76
20	48.26	51.30

No. of Pins/Row	Dimension Information C	Dimension Information D
21	50.80	53.84
22	53.34	56.38
23	55.88	58.92
24	58.42	61.46
25	60.96	64.00
26	63.50	66.54
27	66.04	69.08
28	68.58	71.62
29	71.12	74.16
30	73.66	76.70

No. of Pins/Row	Dimension Information C	Dimension Information D
31	76.20	79.24
32	78.74	81.78
33	81.28	84.32
34	83.82	86.86
35	86.36	89.40
36	88.90	91.94
37	91.44	94.48
38	93.98	97.02
39	96.52	99.56
40	99.06	102.10

Ordering Information

CSHC2 [XX] - XX [XX] [X] [XXX] R1AC

Height Option (H)
- 04

No. of Pins per Row
- 02 ~ 40

Standard Plating
- 02 : Gold Flash

Selective Plating
- 01 : Tin
- 05 : Gold Flash / Tin

Stardand Packaging : Tube

Pin Length (A / B)
- B
- 001 : A=20.20 / B=7.40

For special length requirement
Please contact our sales personnel

Due to technical progress, all designs, specifications and components are subject to change without notice.