Female Header

pitch 2.00mm (0.079") | Dual row | Clip

CSFE201 Series

Specifications

Current Rating :	2.0 Ampere
Insulation Resistance :	1000 MΩ Min
Dielectric Withstanding :	500V AC
Contact Resistance :	20 mΩ Max
Operating Temperature :	-40˚C to +105˚C



Materials

Contact Material :	Phosphor Bronze
Insulation Material :	High Temperature Thermoplastic, 94V-0 Nylon

All materials must meet Greenconn's requirements for environmental protection.

Mating with

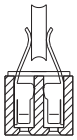

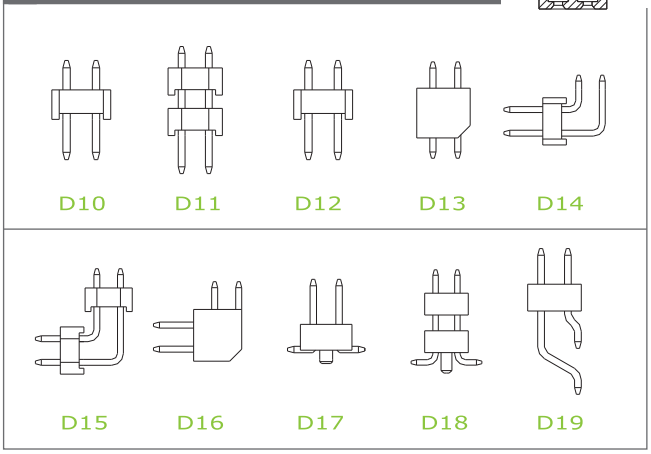

P.S. : Suggested mating pin length : 3.0 ~ 4.0 mm

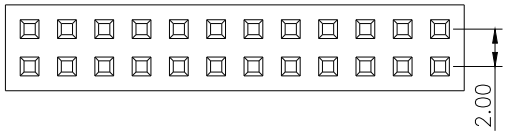

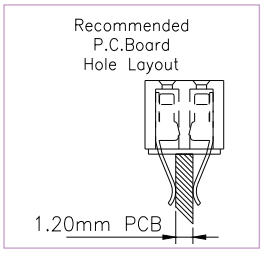

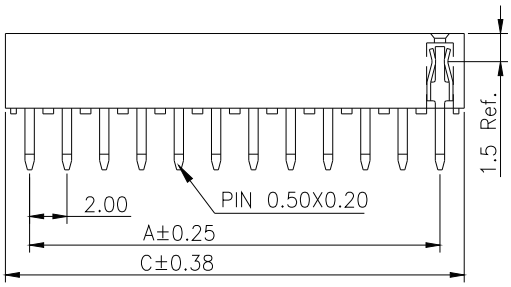

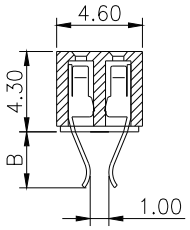

* For Coded Dimension Not Inside The Table, Please Refer To"Ordering Information"

No. of Pins/Row	Dimension Information A	Dimension Information C	
03	4.00	6.60	
04	6.00	8.60	
05	8.00	10.60	
06	10.00	12.60	
07	12.00	14.60	
08	14.00	16.60	
09	16.00	18.60	
10	18.00	20.60	

No. of Pins/Row	Dimension Information A	Dimension Information C	
11	20.00	22.60	
12	22.00	24.60	
13	24.00	26.60	
14	26.00	28.60	
15	28.00	30.60	
16	30.00	32.60	
17	32.00	34.60	
18	34.00	36.60	
19	36.00	38.60	
20	38.00	40.60	

No. of Pins/Row	Dimension Information A	Dimension Information C	
21	40.00	42.60	
22	42.00	44.60	
23	44.00	46.60	
24	46.00	48.60	
25	48.00	50.60	
26	50.00	52.60	
27	52.00	54.60	
28	54.00	56.60	
29	56.00	58.60	
30	58.00	60.60	

No. of Pins/Row	Dimension Information A	Dimension Information C	
31	60.00	62.60	
32	62.00	64.60	
33	64.00	66.60	
34	66.00	68.60	
35	68.00	70.60	
36	70.00	72.60	
37	72.00	74.60	
38	74.00	76.60	
39	76.00	78.60	
40	78.00	80.60	

Ordering Information

CSFE2 [XX] - XX [XX] [X] [XXX] R1AC

Height Option (H)
- 01

No. of Pins per Row
- 03 ~ 40

Standard Plating
- 02 : Gold Flash

Selective Plating
- 01 : Tin
- 05 : Gold Flash / Tin

Stardand Packaging : Tube
- A

Pin Length (B)
- 002 : B=3.00

For special length requirement
Please contact our sales personnel

Due to technical progress, all designs, specifications and components are subject to change without notice.