

Female Header

pitch 1.27mm (0.05") | Dual row | S.M.T.

CSEC207 Series


Specifications

Current Rating : 1.0 Ampere
 Insulation Resistance : 1000 MΩ Min
 Dielectric Withstanding : 300V AC
 Contact Resistance : 20 mΩ Max
 Operating Temperature : -40°C to +105°C

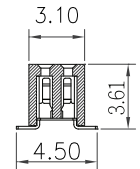

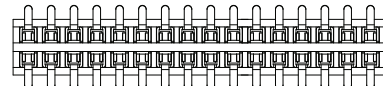
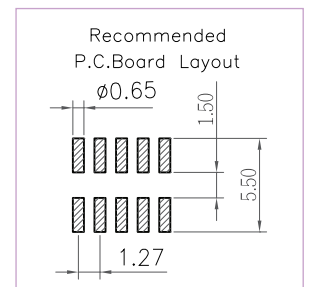
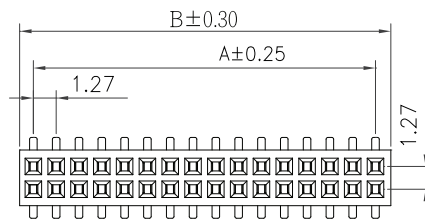
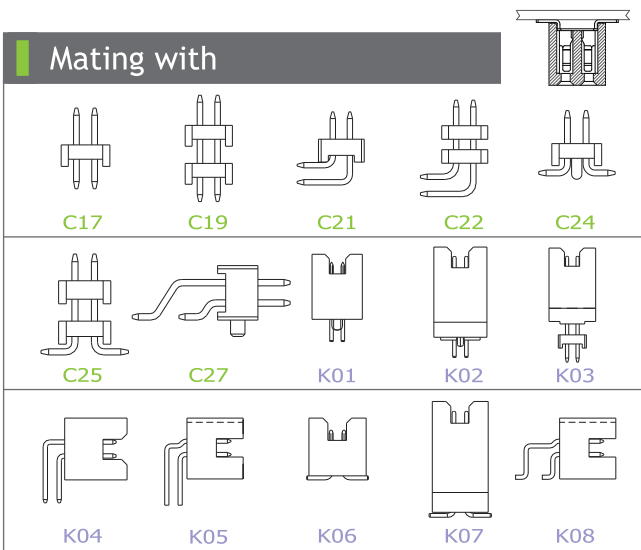
Materials

Contact Material : Phosphor Bronze
 Insulation Material : High Temperature Thermoplastic, 94V-0 LCP

All materials must meet Greenconn's requirements for environmental protection.



Mating with



P.S. : Suggested mating pin length : 2.0 ~ 3.2 mm

* For Coded Dimension Not Inside The Table, Please Refer To "Ordering Information"

No. of Pins/Row	Dimension Information			No. of Pins/Row	Dimension Information			No. of Pins/Row	Dimension Information			No. of Pins/Row	Dimension Information		
	A	B			A	B			A	B			A	B	
02	1.27	2.89		14	16.51	18.13		27	33.02	34.64		40	49.53	51.15	
03	2.54	4.16		15	17.78	19.40		28	34.29	35.91		41	50.80	52.42	
04	3.81	5.43		16	19.05	20.67		29	35.56	37.18		42	52.07	53.69	
05	5.08	6.70		17	20.32	21.94		30	36.83	38.45		43	53.34	54.96	
06	6.35	7.97		18	21.59	23.21		31	38.10	39.72		44	54.61	56.23	
07	7.62	9.24		19	22.86	24.48		32	39.37	40.99		45	55.88	57.50	
08	8.89	10.51		20	24.13	25.75		33	40.64	42.26		46	57.15	58.77	
09	10.16	11.78		21	25.40	27.02		34	41.91	43.53		47	57.42	60.04	
10	11.43	13.05		22	26.67	28.29		35	43.18	44.80		48	59.69	61.31	
11	12.70	14.32		23	27.94	29.56		36	44.45	46.07		49	60.96	62.58	
12	13.97	15.59		24	29.21	30.83		37	45.72	47.34		50	62.23	63.85	
13	15.24	16.86		25	30.48	32.10		38	46.99	48.61					
				26	31.75	33.37		39	48.26	49.88					

Ordering Information

Standard Packaging : Tube

CSEC2	<input type="checkbox"/> <input type="checkbox"/>	-	<input type="checkbox"/> <input type="checkbox"/>	<input type="checkbox"/> <input type="checkbox"/>	<input type="checkbox"/> <input type="checkbox"/> <input type="checkbox"/>	C1AC
	Height Option (H)		No. of Pins per Row	Standard Plating	Pin Length (C / D)	
	<input type="checkbox"/> 07 : H=3.40		<input type="checkbox"/> 02 }	<input type="checkbox"/> 02 : Gold Flash	<input type="checkbox"/> 001 : C=3.60 / D=4.50	
			<input type="checkbox"/> 50	Selective Plating		
				<input type="checkbox"/> 01 : Tin		
				<input type="checkbox"/> 05 : Gold Flash / Tin		

For special length requirement
Please contact our sales personnel