

Female Header

1.27mm pitch (0.05") | Dual row | Dip | Locating peg | Polarization

CSEA202 Series


Specifications

Current Rating : 1.0 Ampere
 Insulation Resistance : 1000 MΩ Min
 Dielectric Withstanding : 300V AC
 Contact Resistance : 20 mΩ Max
 Operating Temperature : -40°C to +105°C

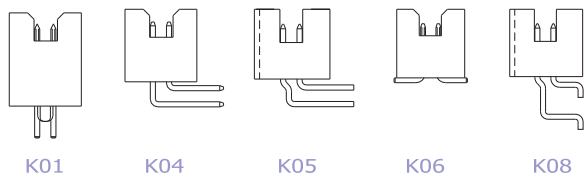
Materials

Contact Material : Phosphor Bronze
 Insulation Material : High Temperature Thermoplastic, 94V-0 LCP

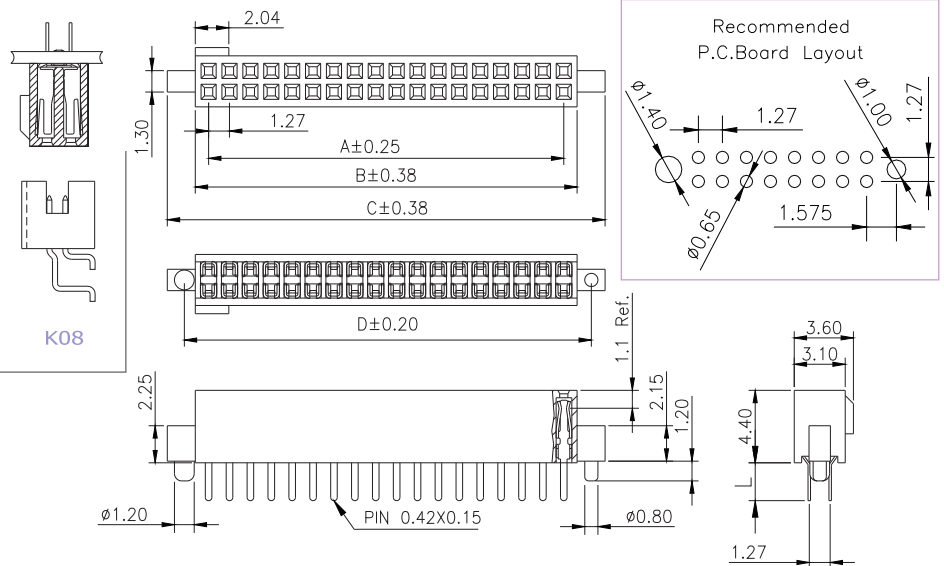
All materials must meet Greenconn's requirements for environmental protection.



Mating with



P.S. : Suggested mating pin length : 2.0 ~ 4.2 mm



* For Coded Dimension Not Inside The Table, Please Refer To "Ordering Information"

No. of Pins/Row	Dimension Information				No. of Pins/Row	Dimension Information				No. of Pins/Row	Dimension Information				No. of Pins/Row	Dimension Information			
	A	B	C	D		A	B	C	D		A	B	C	D		A	B	C	D
04	3.81	5.43	8.83	6.96	14	16.51	18.13	21.53	19.66	27	33.02	34.64	38.04	36.17	40	49.53	51.15	54.55	52.68
05	5.08	6.70	10.10	8.23	15	17.78	19.40	22.80	20.93	28	34.29	35.91	39.31	37.44	41	50.80	52.42	55.82	53.95
06	6.35	7.97	11.37	9.05	16	19.05	20.67	24.07	22.20	29	35.56	37.18	40.58	38.71	42	52.07	53.69	57.09	55.22
07	7.62	9.24	12.64	10.77	17	20.32	21.94	25.34	23.47	30	36.83	38.45	41.85	39.98	43	53.34	54.96	58.36	56.49
08	8.89	10.51	13.91	12.04	18	21.59	23.21	26.61	24.74	31	38.10	39.72	43.12	41.25	44	54.61	56.23	59.63	57.76
09	10.16	11.78	15.18	13.31	19	22.86	24.48	27.88	26.01	32	39.37	40.99	44.39	42.52	45	55.88	57.50	60.90	59.03
10	11.43	13.05	16.45	14.58	20	24.13	25.75	29.15	27.28	33	40.64	42.26	45.66	43.79	46	57.15	58.77	62.17	60.30
11	12.70	14.32	17.72	15.85	21	25.40	27.02	30.42	28.55	34	41.91	43.53	46.93	45.06	47	58.42	60.04	63.44	61.57
12	13.97	15.59	18.99	17.12	22	26.67	28.29	31.69	29.82	35	43.18	44.80	48.20	46.33	48	59.69	61.31	64.71	62.84
13	15.24	16.86	20.26	18.39	23	27.94	29.56	32.96	31.09	36	44.45	46.07	49.47	47.60	49	60.96	62.58	65.98	64.11
					24	29.21	30.83	34.23	32.36	37	45.72	47.34	50.74	48.87	50	62.23	63.85	67.25	65.38
					25	30.48	32.10	35.50	33.63	38	46.99	48.61	52.01	50.14					
					26	31.75	33.37	36.77	34.90	39	48.26	49.88	53.28	51.41					

Ordering Information

Standard Packaging : Tube

CSEA2 XX - XX XX XXX C1AC

Height Option (H) 02

No. of Pins per Row 04
50

Standard Plating 02 : Gold Flash

Selective Plating 01 : Tin
05 : Gold Flash / Tin

Pin Length (L) 002 : L=2.30
008 : L=3.00

For special length requirement
 Please contact our sales personnel